

VIRGINIA ECONOMIC DEVELOPMENT PARTNERSHIP

# EMPLOYMENT CREATION AND CAPITAL INVESTMENT IN VIRGINIA

## 2007 YEAR END REPORT

The Virginia Economic Development Partnership (VEDP) is directed to enhance Virginia's economy by assisting existing businesses with their expansion plans and by recruiting new firms to the Commonwealth. VEDP monitors economic development activity in Virginia through its economic development announcements database. The database tracks direct investments and new jobs created in Virginia as a result of the announced plans of new or expanding companies. This information has been maintained, with modifications, since 1960. The following report covers announcements made between January 1 and December 31, 2007.

---

### ***NOTES ON METHODOLOGY***

*This report is based on announcements of planned employment creation and capital expenditures in Virginia by basic companies (manufacturers and non-manufacturers with a substantial customer base outside the state). Many of the new facilities announced are not yet in operation. The information indicates the kind of new economic activity occurring in the state; it does not measure total employment growth. Information is gathered from the Virginia Economic Development Partnership's allies at state, regional and local levels, as well as from published sources and Partnership staff. Rules for documentation of announcements were established to ensure consistency of reported data. All information is obtained on a voluntary basis and no claim is made that the data are complete.*

**Media Contact:**

Christie Miller  
804.545.5805  
[cmiller@yesvirginia.org](mailto:cmiller@yesvirginia.org)

**Content:**

Holly Allen  
804.545.5775  
[hallen@yesvirginia.org](mailto:hallen@yesvirginia.org)

### **TABLE OF CONTENTS**

EMPLOYMENT CREATION AND CAPITAL INVESTMENT SUMMARY .....	3
NEW AND EXPANSION ANNOUNCEMENTS .....	3
MANUFACTURING AND NONMANUFACTURING ANNOUNCEMENTS.....	3
MAJOR ANNOUNCEMENTS .....	4
MANUFACTURING.....	4
NONMANUFACTURING .....	4
REGIONAL ECONOMIC DEVELOPMENTS.....	5
SOUTHWESTERN VIRGINIA.....	5
SOUTHSIDE VIRGINIA .....	6
VALLEY REGION.....	6
NORTHERN VIRGINIA.....	7
CENTRAL VIRGINIA.....	7
HAMPTON ROADS .....	7
LOCAL ECONOMIC DEVELOPMENTS .....	8
TOTAL ANNOUNCEMENTS .....	8
PER CAPITA ANNOUNCEMENTS.....	8
OTHER ECONOMIC DEVELOPMENTS .....	9
METROPOLITAN STATISTICAL AREAS.....	9
PLANNING DISTRICT COMMISSIONS.....	9
FOREIGN INVESTMENT IN VIRGINIA .....	10
2007 VIRGINIA ANNOUNCEMENTS.....	12

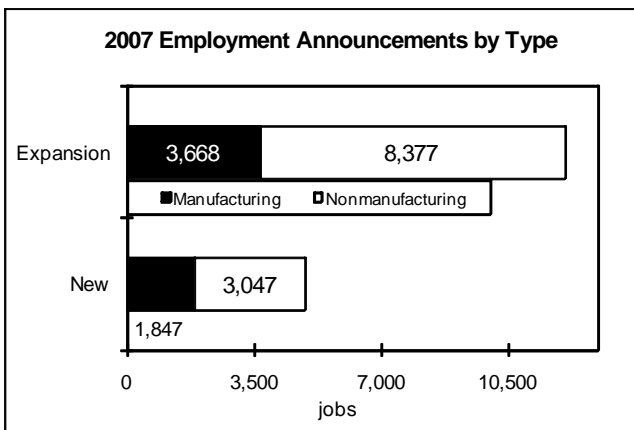
## EMPLOYMENT CREATION AND CAPITAL INVESTMENT SUMMARY

In 2007, the Virginia Economic Development Partnership recorded 320 announcements by companies intending to locate new facilities in Virginia or expand their existing operations (Table 1). The firms behind those plans expect to add 16,939 jobs and make capital investments of almost \$3.6 billion. In addition to several high-profile projects with large investment figures, Virginia's investment activity reflects the national trend of businesses improving their productivity through the increased use of automation and computer technology. 2007 proved to be the fourth best year in terms of capital investment creation. Announced job creation fell by almost 32% as economic growth weakened and companies focused more on improving their technology base than adding workers. These results are in-line with the slower pace of growth for the U.S. economy in 2007.

### NEW AND EXPANSION ANNOUNCEMENTS

Announcements made by companies that do not have a facility in Virginia or plan to set up another Virginia operation in a different labor market from its existing location are considered to be new. The 66 announcements for new facilities represented 28.9% of the employment creation and 47.7% of the capital investment in Virginia's economic development activity in 2007.

Announcements from firms planning to enlarge existing Virginia operations are labeled as expansions. In 2007, there were 254 expansion announcements. Growth of existing firms accounted for 71.1% of employment and 52.3% of capital investment announced during the year.



### MANUFACTURING AND NONMANUFACTURING ANNOUNCEMENTS

Manufacturing announcements include industries that make, assemble or process tangible products. The 128 announcements by manufacturing companies in 2007 were responsible for 32.6% of employment creation and 36.5% of capital investment plans.

Nonmanufacturing announcements cover business and professional services such as headquarters or back offices, research and development, consulting, computer-related facilities, distribution centers and customer service centers. Nonmanufacturing establishments made 192 announcements in 2007. These plans represent 67.4% of employment creation and 63.5% of capital investment announced during the year.

---

## MAJOR ANNOUNCEMENTS

---

Virginia saw many sizable announcements in 2007. Fifteen projects announced plans to create 250 or more jobs and 4 projects involved the creation of at least 500 jobs.

The largest employment creation announcement for the year was a tie between two companies. Bostwick Laboratories plans to add 600 new jobs and invest \$4.58 million in its corporate headquarters in Henrico County. Bostwick Laboratories is a medical laboratory providing services to physicians, patients and managed care organizations. Also announcing to add 600 new jobs was rocket and space technology manufacturer Orbital Sciences Corporation. These jobs will be added to the company's corporate headquarters in Loudoun County. Rolls-Royce recorded the second largest employment project with its plans to build a state-of-the-art aircraft engine facility in Prince George County. Initially, the company will invest \$100 million to establish an assembly and test facility for its civil aerospace operations. Over time, the company has options to invest up to \$500 million to support future advanced manufacturing as opportunities arise for its defense and civil aerospace businesses. The projects will create more than 500 new jobs. Matrix Technologies Inc. recorded the third-largest employment project with its plans to hire 200 employees through a \$20 million investment to move into a 70,000-

square-foot shell building in Pittsylvania County where they will use environmentally friendly technologies to make a variety of products, including a concrete replacement made from cement and natural material, and will convert waste to energy.

On the investment side, 18 different announcements of at least \$25 million were made in Virginia. The investment in 12 of those projects exceeded \$50 million. The previously noted \$501.4 million Rolls-Royce project was the largest investment announcement in 2007 and will create 542 jobs. Terremark Worldwide, Inc. placed second in terms of capital investment creation with its \$270 million data center campus on a 30-acre site in Culpeper County, creating 250 new jobs. The company is a leading operator of integrated Internet exchanges and a global provider of managed information technology infrastructure solutions for government and private sectors. The company expects to complete the project over the next 5 to 7 years. The third largest investment announcement was made by gas wells operator Equitable Resources, which will invest \$203.5 million to upgrade its operations in Southwestern Virginia, including relocating the majority of operations from its Big Stone Gap office to a new building in the Dickenson County Industrial Park. The company will employ 30 new workers.

## NAICS SUMMARY

In 2007, Virginia recorded activity in all 20 manufacturing codes defined by the North American Industrial Classification System (NAICS) (*Table 3*). Virginia also registered announcements in 23 different nonmanufacturing NAICS (*Table 4*).

---

### MANUFACTURING

---

The manufacturing sectors that attracted the most capital investment in 2007 were Transportation Equipment (\$603.8 million), Chemicals (\$231.6 million) and Food Products (\$112.2 million). These groups accounted for 69.2% of manufacturing investments and 25.3% of total investments announced during the year.

Ranked by announced employment, the top manufacturing industries were Transportation Equipment (2,192 jobs), Furniture and Fixtures (626 jobs) and Food Products (494 jobs). For 2007, these sectors represented 57.7% of manufacturing employment and 18.8% of total employment announced.

---

### NONMANUFACTURING

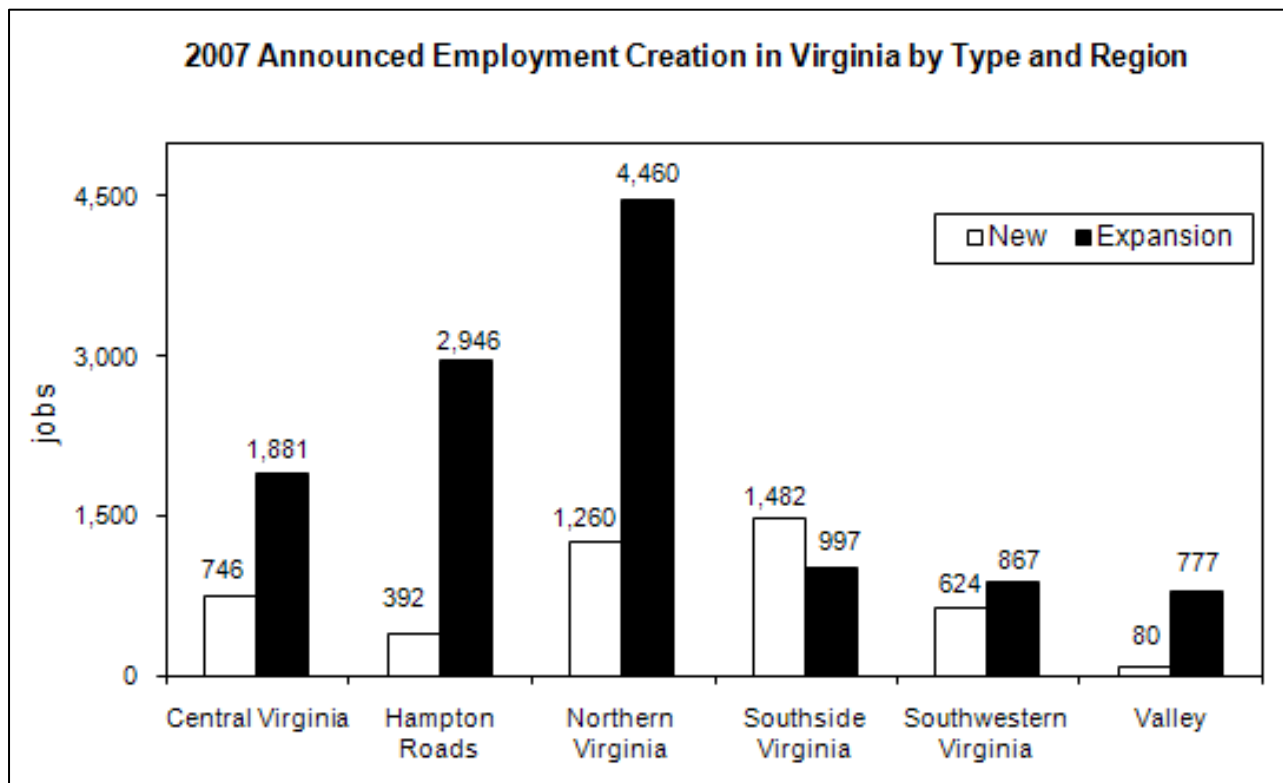
---

The 2007 investment leaders for nonmanufacturing were Internet and Related Services (\$660.8 million), Technical Services (\$252.9 million) and Mining Support Activities (\$203.5 million). These top three sectors represented 49.3% of nonmanufacturing investments and 31.3% of all investments announced in the year.

Ranked by employment announced, the leading industry groups were Technical Services (4,828 jobs), Headquarters/Division Offices (1,881 jobs) and Administrative Services (1,685 jobs). Those sectors accounted for 73.5% of all nonmanufacturing employment and 49.6% of all employment announced in 2007.

## REGIONAL ECONOMIC DEVELOPMENTS

For analytical purposes, VEDP divides Virginia into six geographic regions (*Table 5*). In terms of announced investment, the leading regions were Northern Virginia (\$843.1 million), Southside Virginia (\$681.3 million) and the Valley (\$489.1 million). The top three regions accounted for 56.4% of total investments for 2007. For planned employment, the most active regions were Northern Virginia (5,720 jobs), Hampton Roads (3,338 jobs) and Central Virginia (2,627 jobs). These top regions registered 69.0% of all planned employment creation in 2007.



### SOUTHWESTERN VIRGINIA

There were 26 announcements made in Virginia's Southwestern region in 2007, 17 of which were expansions. These announcements should lead to the creation of 1,491 jobs and investments of \$290.89 million. Announcements by expanding firms in the region accounted for 58.1% of Southwestern Virginia's employment and 88.7% of its investment during the year. 2007 ranked the third highest year for capital investment announced in the region.

The largest employment announcement for the Southwestern region was KCG Call Centers, LLC, which

plans to invest \$3 million and create 260 new jobs at its call center in Lee County where the company serves corporate clients such as XM Satellite Radio. The largest investment announcement was previously mentioned Equitable Resources, an operator of gas wells. The company will invest \$105 million to base its regional Virginia headquarters in Dickenson County by late 2008, creating 30 new jobs. Dickenson County is building a 25,000-square-foot facility for the company in the Dickenson County Industrial Park. Other significant announcements for the region included Pinnacle Wood Products of Virginia, Inc.'s plans to invest \$1.4 million to open a wood products manufacturing operation in Wise County, creating 200 new jobs; Brewer Auto-

---

motive's \$15 million, 50-job expansion of its automotive steering components manufacturing facility in Wythe County; Virginia Steel and Fabrication's plans to open a \$2.25 million, 33,000-square-foot steel fabrication operation in Bland County where it will create 30 new jobs over the next three years; and Gates Corporation's \$8 million investment in its first Virginia facility in the Highlands Business Park, an industrial park jointly developed by Smyth and Washington counties, where it will manufacture non-tire rubber automotive and industrial products, systems and components, creating 172 new jobs.

## **SOUTHSIDE VIRGINIA**

---

During 2007, Virginia's Southside region recorded plans to create 2,479 jobs and investments of \$681.26 million. Of the region's 38 announcements, 11 were for new facilities. New companies accounted for 83.4% of Southside's total capital investment and 59.8% of announced new jobs. This year was the Southside region's best ever in terms of investment with a 44% increase over the second best year, 2003, which had total capital investments of \$806.6 million.

Rolls-Royce, the Commonwealth's second largest statewide employment announcement as well as its top investment announcement, is also Southside Virginia's top employment and investment announcement. Rolls-Royce's new facility in Prince George County will assemble and test its RB282 engine, a new engine serving the corporate aircraft market, and will have the capability to undertake blisk manufacture for the F136 engine for the Joint Strike Fighter (JSF). It will also provide Rolls-Royce with options for future advanced manufacturing activities and should be fully operational by the end of 2009. The region's second largest investment and employment announcement was Matrix Technologies, Inc. Matrix uses "green" technology to manufacture concrete replacement and produce energy to run specialized greenhouses. The company plans to invest \$20 million and hire 500 employees on a 100-acre site in Pittsylvania County. Tied for second place, in terms of investment, is Nestlé USA, which will invest \$20 million to expand manufacturing capacity, creating 50 new jobs at its facility in Danville's Airside Industrial Park. Nestlé USA makes BUITONI® refrigerated pasta and sauces and NESTLÉ® TOLL HOUSE® refrigerated cookie dough at the facility. Leading announcements for the region also included Alderman Railcar Services, Inc.'s new repair and fabrication shop for the railcar industry in Charlotte County Industrial Park in Keysville, investing \$3.5 million and hiring 110 people; Richmond-based Showbest Fixture Corporation, which manufactures and installs fixtures for retail stores nationwide, plans to invest more than \$2.5 million to locate a facil-

ity in Nottoway County and create 104 jobs; and wireless technologies designer Innovative Wireless Technologies' \$5.6 million investment to locate in the New London Office Park in Bedford County, creating 50 new engineering and professional jobs over the next several years.

## **VALLEY REGION**

---

For 2007, this region's announcements totaled 857 jobs and \$489.10 million in investments. The Valley registered 26 announcements, 23 of these announcements were expansions of existing facilities. Expansions accounted for 90.7% of the employment and 71.1% of the investment in the region. 2007 was the Valley region's third best year in terms of capital investment announced.

The Valley's largest employment announcement was North America's leading chocolate and confectionery manufacturer, The Hershey Company, which will invest \$25 million to expand manufacturing capacity at its facility in Augusta County, creating 150 new jobs. The region's top investment announcement was in Rockingham County where Merck & Co., Inc. plans a \$193 million expansion of its Elkton facility, further enhancing production capabilities for the pharmaceutical company's medicines and vaccines. The project is expected to create 70 new jobs at the facility. Six months prior, Merck announced a \$57 million expansion at the Elkton facility. Other notable projects included data processing and preparation host Criticon's plans to open a \$115 million, 150,000-square-foot collocation data storage center in the City of Harrisonburg that will create 25 jobs; International Automotive Components Group North America Inc., a leading supplier of automotive interior and exterior systems and components, which will invest \$3 million and create approximately 121 new jobs at its Shenandoah County facility; through two expansions over the year, Carded Graphics, LLC has invested a combined total of \$9.5 million and added 41 jobs in Staunton where it converts folding cartons, paper sheets and rolls into packaging products and does commercial printing for the packaging industry; and Synchrony Inc.'s announcement to double its work force within a year, as it shifts its focus from being a product developer to a manufacturer that will build magnetic bearings and other industrial products in Roanoke County by way of a \$1.2 million investment and the addition of 28 jobs.

## **NORTHERN VIRGINIA**

---

In 2007, Northern Virginia recorded announcements of 5,720 jobs and capital investments of \$843.09 million. Of the region's 93 announcements, 76 were for expansions. Existing firms in Northern Virginia ac-

---

counted for 78.0% of its announced jobs and 83.2% of its capital investments.

As mentioned earlier, Northern Virginia claimed the top statewide employment project, Orbital Sciences Corporation, in Loudoun County. The second largest employment announcement in this region is Volkswagen of America, Inc., which will invest more than \$100 million to relocate its U.S. corporate headquarters to Fairfax County. The new 185,000-square-foot facility in the Woodland Park business park will serve as the U.S. headquarters for Volkswagen of America, Inc. and will include the U.S. headquarters for Audi of America, Inc., Audi Financial Services, Volkswagen Credit and other affiliated operations. The project will create 400 new jobs in Fairfax County. The top announcement for the Northern Virginia region, in terms of investment, was Covance Inc., one of the world's largest drug development services companies. The company will locate its new pharmaceutical research and development laboratory in Prince William County and will invest approximately \$175 million, retain 450 existing jobs and create 100 new jobs. Other noteworthy announcements in the region included VSE, a military contractor that upgrades military vehicles, that plans to expand its operations in Caroline County by 40,600 square feet, investing \$6 million and hiring 100 additional employees; clean technology company GridPoint, Inc. that announced it will hire 250 employees and invest \$5 million as it relocates its operations from Washington, D.C. to Arlington County; and H2Gen Innovations, Inc.'s planned 120-job, \$350,000 expansion of its plant in Alexandria where it manufactures equipment that produces hydrogen.

## CENTRAL VIRGINIA

---

In 2007, Central Virginia attracted 2,627 jobs and \$415.05 million in investment. The region recorded 48 announcements for the year, 36 of which were expansions. Expansions of Central Virginia's existing firms accounted for 71.6% of its announced jobs and 26.5% of its investments.

Central Virginia's largest capital investment creation announcement was previously mentioned Terremark Worldwide, Inc. that will invest approximately \$270 million and should create 250 new jobs as they build a new data center campus in Culpeper County. The top project, in terms of employment creation, is the previously mentioned Bostwick Laboratories which was tied for the Commonwealth's top employment announcement for creating 600 jobs in Henrico County. Other announcements included AES Consulting Engineers' \$2 million, 10-job expansion of its engineering services office in Gloucester County; the \$7 million, 23-

job expansion of Zamma Corporation's presence in Virginia at its Orange County plant where it manufactures wood moulding, primarily for the flooring industry; MDS Pharma Services' \$2 million investment to open its first Virginia clinical trials facility in the Virginia BioTechnology Research Park in downtown Richmond, creating 80 new jobs; and corporate operator of hospitals and health systems HCA Inc.'s expansion of its patient-account service center in The Boulders Office Park in Chesterfield County via a \$1.2 million investment and the planned hiring of 120 additional employees.

## HAMPTON ROADS

---

For the year, Hampton Roads registered announcements for 3,338 jobs and investments of \$369.95 million. Expansions were responsible for 70 of the region's 82 announcements in 2007. The region's expansions accounted for 88.3% of its announced employment and 90.5% of its capital investment.

The region's largest announcement, in terms of employment, was made in York County by Delta-T Corporation. Headquartered in Williamsburg, Delta-T is a design-build firm that provides technology, plants, systems and services to the fuel, beverage, industrial and pharmaceutical alcohol markets. Delta-T has provided alcohol production, dehydration and purification solutions to more than 115 clients worldwide on five continents. Its expansion includes plans to employ an additional 331 employees and will be made possible through a \$4 million investment. The region's largest investment announcement was Northrop Grumman Newport News that plans to invest \$44.8 million in Hampton. The project will include additional warehouse space that will serve as the company's new Main Distribution Center where it will house materials in one central location, resulting in a more efficient approach to business. The company plans to create 131 new jobs and will officially open the facility early in 2008. Notable announcements also included the 75,000-square-foot expansion of Dollar Tree Stores, Inc.'s corporate headquarters in the City of Chesapeake, creating 100 new jobs and investing \$16.6 million; video and sensor management solutions provider EchoStorm Worldwide LLC's announcement to invest \$2 million to expand its presence in Suffolk, creating 100 new jobs by doubling the size of its existing office to 31,000 square feet to house new employees and additional fabrication capabilities; real estate investment trust AvalonBay Community's 140-job, \$1.25 million new Customer Care Center in Virginia Beach that began operations in July 2007; and Canon Virginia, Inc.'s expansion in Newport News, where it remanufactures cameras through an \$8 million investment and the hiring of 200 additional employees.

## LOCAL ECONOMIC DEVELOPMENTS

### TOTAL ANNOUNCEMENTS

Sixty-eight of Virginia's 134 counties and cities were represented in the 320 announcements for 2007 (*Table 6*). Fairfax County received the most announced employment with 3,365 jobs. Fairfax benefited from having four of the state's top 20 employment announcements. Rounding out the top five localities for employment announcements were Henrico County (1,393 jobs), Hampton (1,110 jobs), Arlington County (920 jobs) and Loudoun County (638 jobs).

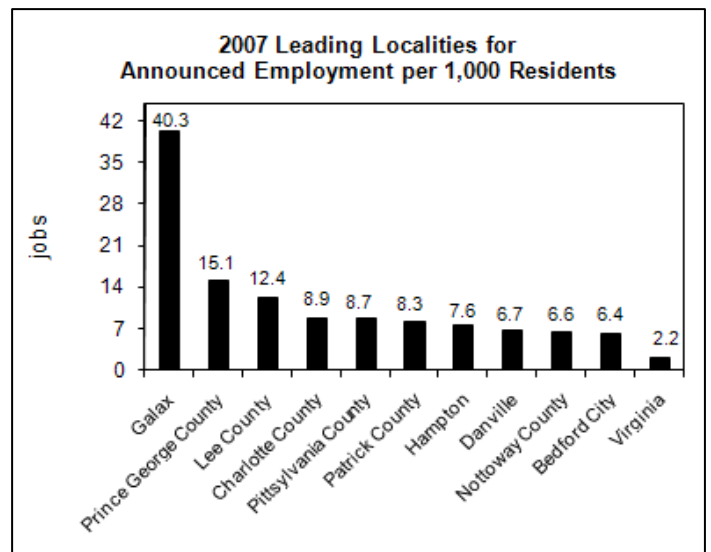
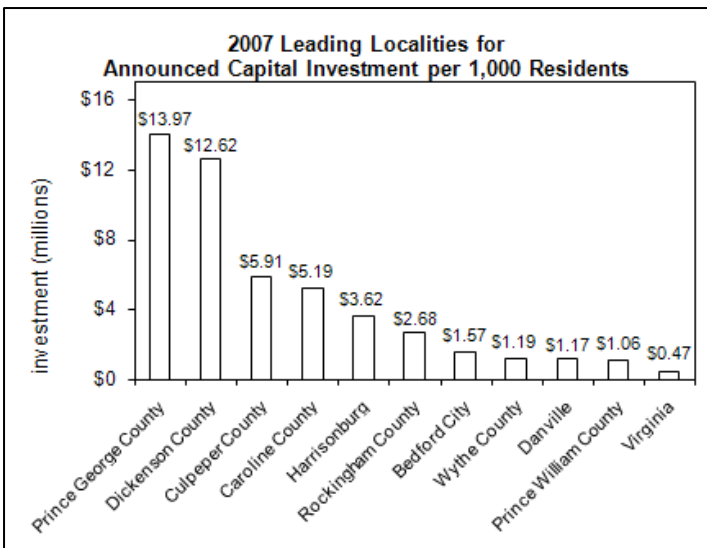
Prince George County led all localities in capital investments with \$501.4 million, benefiting from having the Commonwealth's top investment announcement, Rolls-Royce. The remaining top five localities by investment were Prince William County (\$381.5 million), Culpeper County (\$270.0 million), Dickenson County (\$204.0 million) and Rockingham County (\$197.2 million).

### PER CAPITA ANNOUNCEMENTS

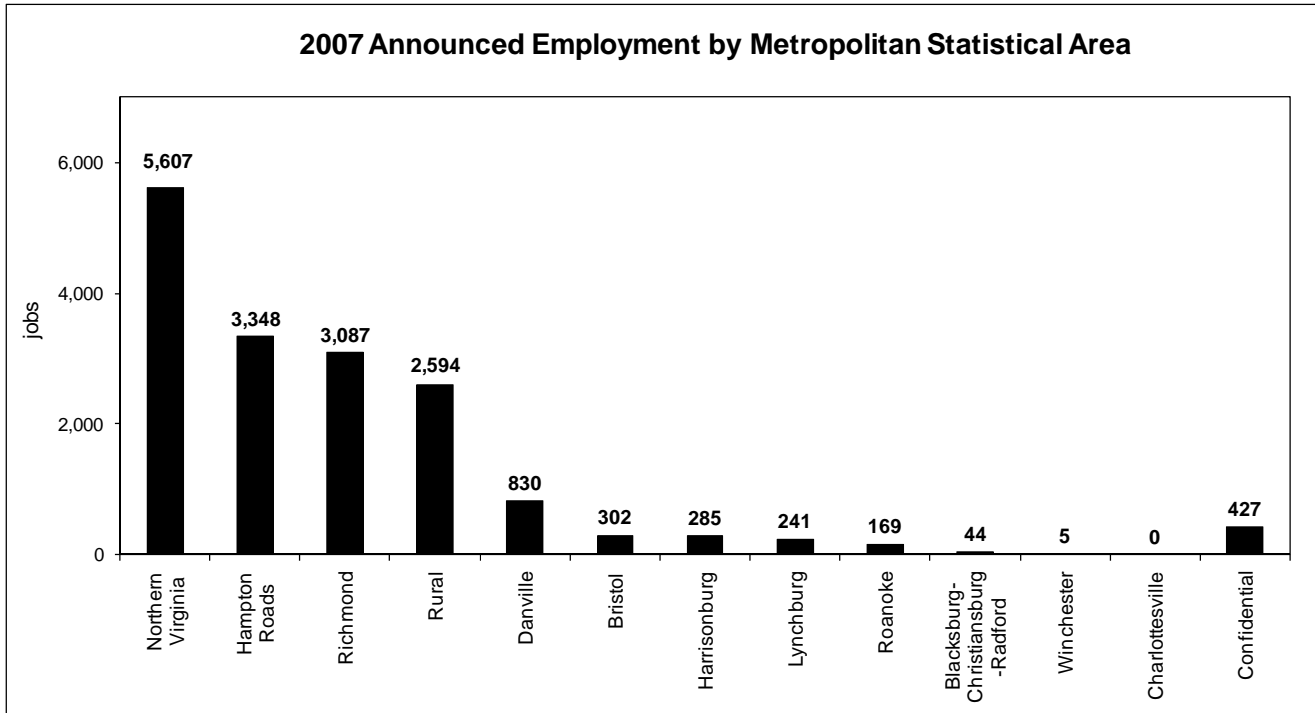
Analyzing economic development activity by locality on a per capita basis shows how the localities compare to each other on a relative basis by weighting the totals according to each locality's population. Using the population estimates from the Weldon Cooper Center for Public Service and VEDP's economic development activity totals, Virginia as a whole in 2007 registered 2.2 jobs created and \$463,233 in capital investments per 1,000 residents (*Table 7*).

Of the 63 counties and cities that recorded employment creation announcements in 2007, 37 localities were at the Virginia average or higher. The top five localities for announced employment creation per 1,000 residents were Galax, Prince George County, Lee County, Charlotte County and Pittsylvania County.

For the 67 localities with announced capital investments in 2007, 18 were above the Virginia per capita average. The top five localities for capital investment announcements per 1,000 residents were Prince George County, Dickenson County, Culpeper County, Caroline County and Harrisonburg.



## OTHER ECONOMIC DEVELOPMENTS



### METROPOLITAN STATISTICAL AREAS

There are 11 Metropolitan Statistical Areas (MSAs) completely or partially located in Virginia (*Table 8*). MSAs consist of urban areas and their surrounding counties. The U.S. Bureau of the Census defines the boundaries of MSAs. Virginia's MSAs accounted for 82.2% of all job creation and 68.6% of all capital investment announced in the state in 2007. Expansions in the Commonwealth's MSAs represented 84.9% of employment creation and 81.9% of capital investment amongst all expansions.

In terms of announced employment creation during 2007, the leading MSAs in the Commonwealth were the Virginia portion of the Washington-Arlington-Alexandria DC-VA-MD-WV MSA (5,607 jobs), the Virginia portion of the Virginia Beach-Norfolk-Newport News VA-NC MSA (3,348 jobs) and the Richmond, VA MSA (3,087 jobs). Including the non-MSA localities in the comparison, the rural areas would have ranked fourth with 2,594 jobs announced.

For announcements of capital investment, the top MSAs were the Richmond, VA MSA (\$790.3 million), the Virginia portion of the Washington-Arlington-

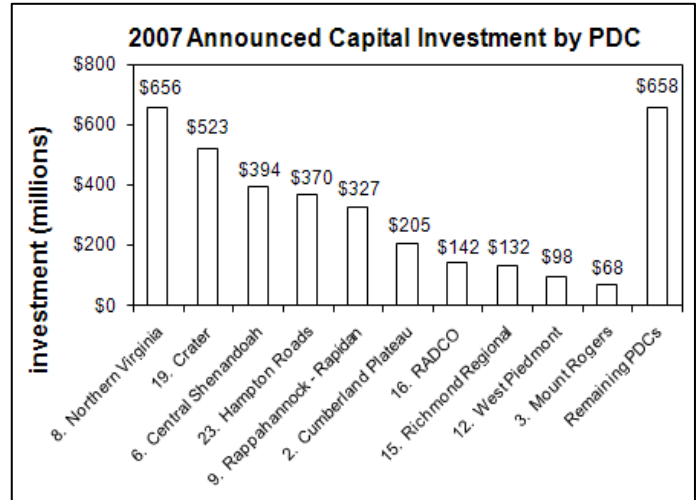
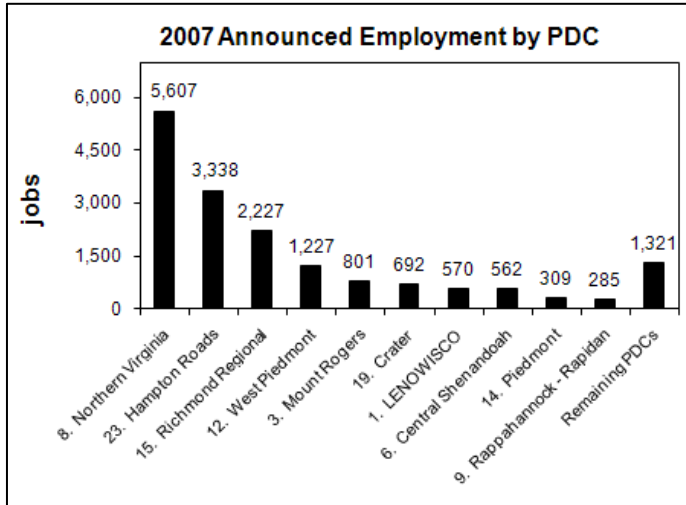
Alexandria DC-VA-MD-WV MSA (\$701.6 million) and the Virginia Beach-Norfolk-Newport News VA-NC MSA (\$368.4 million). By investments, the non-MSA areas announced a total of \$639.5 million, which would have put them in third place.

### PLANNING DISTRICT COMMISSIONS

Virginia contains 21 Planning District Commissions (PDCs). These regional groups develop comprehensive plans for promoting economic and physical growth in their areas. Nineteen PDCs recorded announcements during the year (*Table 9*). Four PDCs saw total employment announcements of more than 1,000 jobs and eight PDCs recorded combined capital investment plans of \$100 million or more.

For 2007, the Northern Virginia PDC ranked number one in terms of employment, with 5,607 jobs and also ranked first on the investment side with \$656 million. The Hampton Roads PDC took second place in terms of employment with 3,338 jobs. With combined investment plans of \$523 million, the Crater

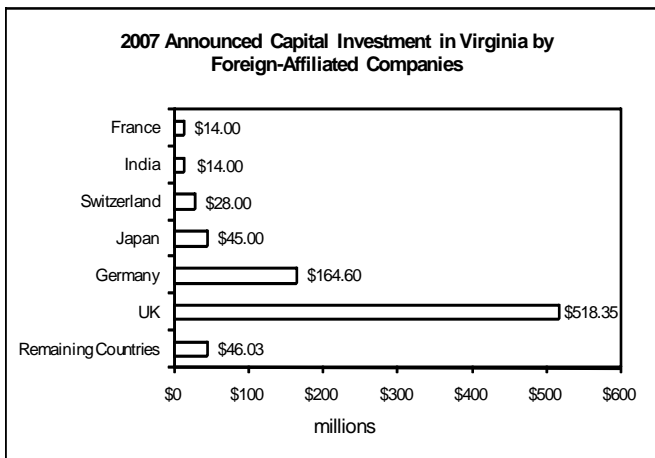
PDC earned second place in investment. The Richmond Regional PDC ranked third for employment at 2,227 jobs while the Central Shenandoah PDC ranked third for investment at \$394 million.



## FOREIGN INVESTMENT IN VIRGINIA

Investments made by foreign companies constitute an important part of Virginia's economic development activity. During 2007, foreign-affiliated announcements were responsible for the creation of 2,346 jobs and the investment of \$829.98 million (Table 10). Capital investments made by foreign-affiliated firms in Virginia increased by more than 19% over 2006 and represented the third straight year of increased foreign investment.

Foreign announcements originated from 16 different countries in 2007 (Table 11). Leading the way in foreign investment in Virginia was the United Kingdom at \$518.4 million. Combined with Germany's \$164.6 million, these top two countries accounted for 82.3%

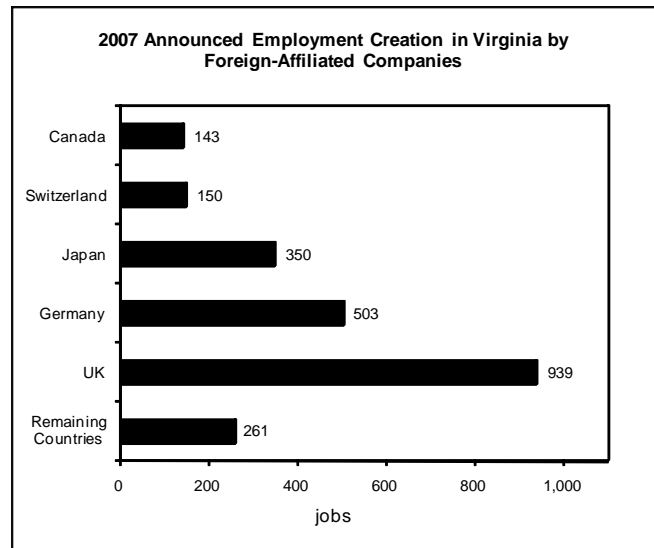


of foreign investment for the year. Leading foreign-affiliated investment announcements for the state include previously mentioned Rolls-Royce's (United Kingdom) new state-of-the-art aircraft engine facility in Prince George County, where it will be hiring more than 500 employees and investing \$501.4 million, and Volkswagen of America, Inc.'s (Germany) relocation of its U.S. corporate headquarters to Fairfax County by way of an \$118 million investment and the hiring of 400 employees. Other notable foreign-affiliated investment announcements included cumulative investments over the year made by hand-held tools manufacturer STIHL Inc. (Germany), totaling \$45 million in Virginia Beach where its North American headquarters is located; pasta, sauces and NESTLÉ® TOLL HOUSE® refrigerated cookie dough producer Nestlé USA's (Switzerland) expansion of manufacturing capacity in Danville, creating 50 new jobs and investing \$20 million; and manufacturer of stocks, bouillons and natural meat flavorings Ariake USA,

Inc. (Japan), which will invest \$18 million to expand its Harrisonburg manufacturing facility, adding 58,000 square feet and creating 25 new jobs.

The United Kingdom was once again a leading country. It ranked first for employment generated by foreign-affiliated companies with 939 jobs announced, thanks, in part, to one of the Commonwealth's largest announcements, Rolls-Royce. Including the 503 jobs created from German-affiliated companies, these top two countries represented 61.5% of foreign-affiliated employment generated in 2007. Leading foreign-affiliated employment announcements included government technology solutions provider Apogen Technologies' (United Kingdom) plans to add 200 employees to its Fairfax County office; Canon Virginia, Inc.'s (Japan) expansion of its Newport News facility where it will re-manufacture cameras by hiring 200 and investing \$8 million; Rolls-Royce (United Kingdom) which, in addition to its major announcement in Prince George County, also plans to expand its North American headquarters in Fairfax County by 100 employees; World Access, Inc., (Switzerland) provider of travel insurance, international healthcare and assistance products, will add 100 employees to its office in Henrico County; and MDS Pharma Services' (Canada) new office in the Virginia Biotechnology Research Park in downtown Richmond where it performs clinical trials and will provide drug research and development solutions through a \$2 million investment and the hiring of 80 new employees.

Foreign investment occurred in 16 industrial groups as defined by the NAICS codes. Virginia industries receiving the most employment from foreign-affiliated companies in 2007 were Transportation Equipment (667 jobs), Headquarters/Division Offices (501 jobs), Technical Services (444 jobs), Computer Equipment (200 jobs) and Food Products (123 jobs). For the year, leading sectors of foreign-investment announcements were Transportation Equipment (\$516.3 million), Headquarters/Division Offices (\$119.0 million), Food Products (\$62.3 million), Machinery (\$34.8 million) and Fabricated Metal Products (\$25.0 million).



## 2007 VIRGINIA ANNOUNCEMENTS

Company Name	Location	MFG	Type	Business	New Jobs	Investment (millions)
Cuisine Solutions	Alexandria	M	E	Manufacture fully cooked, frozen entrees and sauces	0	\$1.72
DigiLink, Inc.	Alexandria	M	E	HQ; prepress services, commercial printers	10	\$7.60
H2Gen Innovations, Inc.	Alexandria	M	E	On-site hydrogen generators & gas purification plants	120	\$0.35
	<b>Alexandria Total</b>			<b>3 announcements</b>	<b>130</b>	<b>\$9.67</b>
Carnegie Mellon Software Engineering Institute	Arlington County	N	E	Software engineering services, R&D center	50	\$0.50
DeticaDFI	Arlington County	N	N	IT and knowledge management services	250	\$0.00
DRS Technologies	Arlington County	M	E	Defense electronic systems; search & navigation equipment	100	\$0.50
FortiusOne, Inc.	Arlington County	N	N	Intelligent mapping technologies	15	\$0.00
GridPoint, Inc.	Arlington County	N	N	Corporate HQ; clean technology	250	\$5.00
PLP Digital Systems, Inc.	Arlington County	N	E	Production workflow management software/decision support tools	85	\$0.20
Rosetta Stone Technologies	Arlington County	N	E	HQ; foreign language teaching software	60	\$0.00
Smiths Detection*	Arlington County	N	E	Develop technologies that detect/identify chemical & biological threats	50	\$0.30
UHY Advisors, Inc.	Arlington County	N	N	Business consulting, IT assurance, accounting services	60	\$0.00
	<b>Arlington County Total</b>			<b>9 announcements</b>	<b>920</b>	<b>\$6.50</b>
Hershey Chocolate of Virginia, Inc.	Augusta County	M	E	Manufacture chocolate and confectionery	150	\$25.00
	<b>Augusta County Total</b>			<b>1 announcement</b>	<b>150</b>	<b>\$25.00</b>
The Matrixx Group	Bedford City	M	N	Manufacture thermoplastic compounds	40	\$9.85
	<b>Bedford City Total</b>			<b>1 announcement</b>	<b>40</b>	<b>\$9.85</b>
Auto-Owners Insurance Company	Bedford County	N	E	Regional insurance office	21	\$6.00
Innovative Wireless Technologies	Bedford County	M	E	Wireless antenna design operations	50	\$5.66
Weldex Sales Corporation	Bedford County	M	E	Manufacture industrial batteries and related items	5	\$0.10
	<b>Bedford County Total</b>			<b>3 announcements</b>	<b>76</b>	<b>\$11.76</b>
Quarter Tyme, Inc.	Bland County	N	E	HQ; distribution of amusement-related products	2	\$0.50
Virginia Steel & Fabrication, Inc.	Bland County	M	E	Steel fabrication	15	\$2.50
	<b>Bland County Total</b>			<b>2 announcements</b>	<b>17</b>	<b>\$3.00</b>
Strongwell Corporation	Bristol	M	E	Manufacture fiberglass and plastic combination awnings	50	\$1.00
	<b>Bristol Total</b>			<b>1 announcement</b>	<b>50</b>	<b>\$1.00</b>
Foster Fuels	Campbell County	N	E	National distributor of propane, heating oil, gasoline, etc.	10	\$5.50
Hi-Tech Machining LLC	Campbell County	M	E	Sheet metal fabrication	15	\$1.20
JetBroadband	Campbell County	N	E	Telecommunications services	25	\$1.25
Progress Printing Company	Campbell County	M	E	Commercial printing, B2B catalog products	25	\$15.80
	<b>Campbell County Total</b>			<b>4 announcements</b>	<b>75</b>	<b>\$23.75</b>
Dominion Virginia Power	Caroline County	N	E	Electric power generation	1	\$135.00

Company Name	Location	MFG	Type	Business	New Jobs	Investment (millions)
Precision Concrete	Caroline County	M	N	Manufacture tile and decorative blocks	12	\$0.50
VSE Corp.	Caroline County	M	E	Manufacture & install parts to modify military vehicles	100	\$6.00
	<b>Caroline County Total</b>			<b>3 announcements</b>	<b>113</b>	<b>\$141.50</b>
Alderman Rail Car Services	Charlotte County	M	N	Railcar repair and fabrication	110	\$3.50
	<b>Charlotte County Total</b>			<b>1 announcement</b>	<b>110</b>	<b>\$3.50</b>
American Funds Service Company	Chesapeake	N	E	Customer service center; investment management services	250	\$12.00
Canon ITS *	Chesapeake	N	E	Customer support center	60	\$0.00
Continental Terminals Inc.	Chesapeake	N	E	Distribution center	10	\$0.05
Dollar Tree Stores, Inc.	Chesapeake	N	E	Corporate HQ; single price-point dollar stores; data center	100	\$16.60
Earthcore Industries LLC*	Chesapeake	M	N	Ceramic chimney and flue gas systems	35	\$10.00
Evans Delivery Company	Chesapeake	N	N	Trucking terminal; logistics services	35	\$1.50
FedEx Corporation	Chesapeake	N	E	Distribution center; parcel shipping	0	\$1.75
GeoQuip Manufacturing, Inc.	Chesapeake	M	E	Precision metal fabrication	5	\$1.00
Givens Transportation Inc.	Chesapeake	N	E	Warehousing, trucking, logistics	0	\$10.00
Hanson Pipe and Precast	Chesapeake	M	E	Concrete, precast concrete structures	0	\$16.90
Hazen and Sawyer	Chesapeake	N	N	Environmental engineering	6	\$0.50
INIT Innovations in Transportation, Inc.*	Chesapeake	N	E	U.S. HQ; software solutions for transport companies	13	\$0.50
Kinder Morgan Storage	Chesapeake	N	E	Container handling & terminal operation	10	\$6.00
Preferred Freezer Services	Chesapeake	N	E	Temperature-controlled distribution	45	\$30.00
Preferred Freezer Services	Chesapeake	N	N	Temperature-controlled warehousing/storage	0	\$19.00
Usui International Corp.*	Chesapeake	M	E	Manufacture fuel lines	65	\$14.00
	<b>Chesapeake Total</b>			<b>16 announcements</b>	<b>634</b>	<b>\$139.80</b>
Alstom Power Inc.*	Chesterfield County	M	E	Re-manufacture turbine blades	20	\$14.00
CCA - WESCO	Chesterfield County	N	E	Distribution of automation, controls and industrial products	50	\$0.60
Eastern Aluminum Supply, Inc.	Chesterfield County	N	N	Aluminum siding & building materials distribution	10	\$2.00
Electro-LuminX Lighting Corp.	Chesterfield County	M	E	Manufacture electroluminescent lamps	49	\$0.20
Equustock, LLC	Chesterfield County	M	N	Manufacture horse bedding pellet	14	\$1.40
Fiorucci Foods Inc.	Chesterfield County	M	E	Italian specialty meat products	25	\$3.10
HCA Health Services of Virginia Inc.	Chesterfield County	N	E	Hospital back-office functions, administrative and accounting support	120	\$1.20
Honeywell International, Inc.	Chesterfield County	M	E	Manufacture Spectra fibers	0	\$2.50
Jim's Formal Wear	Chesterfield County	N	N	Multi-state distribution/logistics of formal wear	40	\$4.50
Knight Transportation, Inc.	Chesterfield County	N	N	Long-distance freight hauling, terminal operation	22	\$2.40
Metal Building Components, L.P.	Chesterfield County	M	E	Manufacture prefabricated metal buildings and components	30	\$5.00
MGC Advanced Polymers, Inc.*	Chesterfield County	M	E	Manufacture of MX-Nylon, resins, chemicals	0	\$1.00
Precision Engineering	Chesterfield County	M	E	Manufacture precision gear and machine parts	0	\$1.90
Richmond Steel	Chesterfield County	M	E	Steel fabrication	17	\$2.00

Company Name	Location	MFG	Type	Business	New Jobs	Investment (millions)
Velocity Micro, Inc.	Chesterfield County	M	E	Manufacture custom-made, high-end computers	46	\$0.30
Virginia Air Distributors	Chesterfield County	N	E	Distribution center, HVAC equipment & supplies	41	\$5.50
	<b>Chesterfield County Total</b>			<b>16 announcements</b>	<b>484</b>	<b>\$47.60</b>
Terremark Worldwide, Inc.	Culpeper County	N	N	Managed IT infrastructure solutions; data center campus	250	\$270.00
	<b>Culpeper County Total</b>			<b>1 announcement</b>	<b>250</b>	<b>\$270.00</b>
Armet Armored Vehicles, Inc.*	Danville	M	N	Manufacture armored vehicles	60	\$0.85
Essel Propack America LLC*	Danville	M	E	Toothpaste tubes; printing center	35	\$14.00
Horizontech, Inc.	Danville	N	N	Data archiving services, scanning and data entry	100	\$1.10
Nestlé Refrigerated Foods*	Danville	M	E	Manufacture cookie dough	50	\$20.00
Shorewood Packaging Corp.	Danville	M	E	Printed paperboard cartons	0	\$15.00
U.S. Components, LLC	Danville	M	E	Manufacture wood roof, floor and wall trusses	55	\$1.50
	<b>Danville Total</b>			<b>6 announcements</b>	<b>300</b>	<b>\$52.45</b>
Equitable Resources	Dickenson County	N	E	Natural gas exploration and well operations	30	\$203.50
Haysi Heating & Cooling, Inc.	Dickenson County	M	E	Duct manufacturing	20	\$0.50
	<b>Dickenson County Total</b>			<b>2 announcements</b>	<b>50</b>	<b>\$204.00</b>
Tindall Corporation	Dinwiddie County	M	E	Precast, prestressed concrete building system components	80	\$0.00
	<b>Dinwiddie County Total</b>			<b>1 announcement</b>	<b>80</b>	<b>\$0.00</b>
Acumen Solutions, Inc.	Fairfax County	N	E	Business and technology consulting	118	\$0.00
ADNET Systems, Inc.	Fairfax County	N	E	Provide science, engineering and IT services	40	\$0.00
Agent Logic Inc.	Fairfax County	N	E	Complex Event Processing software	50	\$0.00
Alteritech	Fairfax County	N	E	IT infrastructure consulting	34	\$0.00
AmCad	Fairfax County	N	E	Technology and solutions provider	19	\$0.00
AMERICAN SYSTEMS Corporation	Fairfax County	N	E	Systems engineering services	215	\$0.00
Apogen Technologies, Inc.*	Fairfax County	N	E	Provide technology solutions, subsidiary HQ	266	\$0.00
AT4 Wireless*	Fairfax County	N	N	Testing solutions for mobile communications/wireless technologies	25	\$2.50
Avail Media, Inc.	Fairfax County	N	N	Corporate HQ; provides managed content aggregation services	12	\$0.00
Bowman Consulting Group	Fairfax County	N	E	Engineering services, HQ	20	\$0.00
CAM Communications, Inc.	Fairfax County	N	E	Telecommunications engineering, furnish and installation services	80	\$0.00
Compumatics Group, Inc.	Fairfax County	N	E	Information technology solutions	120	\$0.20
ConceptSolutions, LLC	Fairfax County	N	E	Information management and technology consulting	25	\$0.00
Cox Communications Inc.	Fairfax County	N	E	VA HQ; cable television & Internet services provider	100	\$0.00
Davis-Paige Management Systems, LLC	Fairfax County	N	E	Counter-terrorism and disaster preparedness solutions	10	\$0.00
DRS Technologies	Fairfax County	N	E	Technical Services business unit; defense technologies	185	\$0.00
Electronic Consulting Services, Inc. (ECS)	Fairfax County	N	E	Mission-critical system and software development	131	\$0.00
Emerging Technologies Group, Inc.	Fairfax County	N	E	Network security/computer forensics services	15	\$0.30
Engineering, Management, & Integration Inc.	Fairfax County	N	E	Engineering and management consulting	20	\$0.00

Company Name	Location	MFG	Type	Business	New Jobs	Investment (millions)
Ennstone, Inc.*	Fairfax County	M	E	Manufacture small load ready-mixed concrete	17	\$0.00
FeedeliX Wireless	Fairfax County	N	N	Corporate HQ; text-message software	30	\$0.00
G&B Solutions, Inc.	Fairfax County	N	E	Management consulting services and IT solutions	25	\$0.00
Guident Technologies, Inc.	Fairfax County	N	E	IT services; business intelligence & Oracle solutions	23	\$0.00
Harris Technical Services Corp.	Fairfax County	N	E	Secure enterprise networks, HQ Technical Services Division	42	\$0.00
Indigo Technology Inc.	Fairfax County	N	E	Information technology services	12	\$0.00
Ironworks Consulting	Fairfax County	N	N	Technology consulting	20	\$0.00
ITT Advanced Engineering & Sciences	Fairfax County	N	E	IT services, telecom systems, homeland defense; subsidiary HQ	115	\$0.00
Kettler	Fairfax County	N	E	HQ; commercial and residential developers	39	\$0.00
LeapFrog Solutions Inc.	Fairfax County	N	E	Marketing communications	13	\$0.00
LogiXML, Inc.	Fairfax County	N	E	Interactive, Web-based business intelligence software	18	\$0.00
mPortal Inc.	Fairfax County	N	E	Mobile content and applications	17	\$0.70
NETCOM Group	Fairfax County	N	E	IT consulting services	30	\$0.00
OMNIPLEX World Services Corp.	Fairfax County	N	E	HQ; personal security investigations services	75	\$0.00
Phoenix Consulting Group, Inc.	Fairfax County	N	E	Training and various consulting services to the federal government	50	\$0.00
Portal Dynamics	Fairfax County	N	E	Information technology and systems integration	81	\$1.70
R2i.ntegrated	Fairfax County	N	N	Digital marketing communications and technology	12	\$0.00
Rolls-Royce*	Fairfax County	N	E	North American headquarters	100	\$1.00
SecureInfo	Fairfax County	N	E	HQ; provider of information assurance solutions	20	\$0.00
SGIS	Fairfax County	N	E	Develops and applies advanced technical solutions	59	\$0.00
SNAP, Inc.	Fairfax County	N	E	IT and mission-critical on-site support services	42	\$0.00
Squire, Sanders & Dempsey L.L.P.	Fairfax County	N	E	Business law	17	\$0.00
StackSafe	Fairfax County	N	E	Software development	30	\$0.35
Strategic Thought	Fairfax County	N	E	Risk management software	25	\$0.38
Suffolk Construction Co. Inc.	Fairfax County	N	N	Mid-Atlantic regional office; construction management	40	\$0.00
Technology Solutions Providers	Fairfax County	N	E	Information technology services	10	\$0.00
Triumph Technologies, Inc.	Fairfax County	N	E	Program management, IT & security operations services	201	\$0.15
U.S. Investigations Services (USIS)	Fairfax County	N	E	HQ; information and security services; background investigations	206	\$0.00
U.S. Saudi Arabian Business Council, Inc.*	Fairfax County	N	N	Business association; U.S. HQ	15	\$0.00
Valador, Inc.	Fairfax County	N	E	Information assurance, modeling and simulation, software engineering	24	\$0.00
Volkswagen of America, Inc.*	Fairfax County	N	N	U.S. HQ; automobile manufacturer	401	\$118.00
Whitney, Bradley & Brown, Inc.	Fairfax County	N	E	Technical and management consulting	71	\$0.00
		<b>Fairfax County Total</b>		<b>51 announcements</b>	<b>3,365</b>	<b>\$125.27</b>
Federal Aviation Administration	Fauquier County	N	E	System Command Center; tactical & strategic activities	0	\$46.00
		<b>Fauquier County Total</b>		<b>1 announcement</b>	<b>0</b>	<b>\$46.00</b>

Company Name	Location	MFG	Type	Business	New Jobs	Investment (millions)
Money Mailer, LLC	Franklin City	N	E	Direct mail advertising services	0	\$3.60
	<b>Franklin City Total</b>			<b>1 announcement</b>	<b>0</b>	<b>\$3.60</b>
Creative Urethanes, Inc.	Frederick County	M	E	Manufacture urethane products	0	\$0.70
	<b>Frederick County Total</b>			<b>1 announcement</b>	<b>0</b>	<b>\$0.70</b>
Iberia Agencia de Maderas S.L.*	Galax	N	N	Processing and distribution center; lumber	20	\$0.30
The Results Companies	Galax	N	E	Customer service center for XM Satellite Radio	255	\$0.50
	<b>Galax Total</b>			<b>2 announcements</b>	<b>275</b>	<b>\$0.80</b>
AES Consulting Engineers	Gloucester County	N	E	Engineering services	10	\$2.00
	<b>Gloucester County Total</b>			<b>1 announcement</b>	<b>10</b>	<b>\$2.00</b>
Quality Culvert Inc.	Greensville County	M	N	Manufacture plastic and concrete pipe	50	\$6.80
	<b>Greensville County Total</b>			<b>1 announcement</b>	<b>50</b>	<b>\$6.80</b>
Applied EM Inc.	Hampton	N	E	Software tools for antenna and scattering analysis	10	\$0.09
Lockheed Martin - Air Operational Center Weapons System Integration	Hampton	N	E	Weapons system research and development	90	\$2.40
Main Industries, Inc.	Hampton	M	E	Blasting coating services, Navy contractor	107	\$0.00
Measurement Specialties, Inc.	Hampton	M	E	HQ; manufacture measuring and pressure sensor technologies	15	\$0.00
Northrop Grumman Newport News	Hampton	N	E	Defense contractor; Main Distribution Center; warehouse	131	\$44.80
Perfect Commerce	Hampton	N	E	E-commerce solutions and software	105	\$5.00
Riggins Company	Hampton	M	E	Fabrication and installation of pressure vessels, heat exchangers	8	\$1.00
Science Systems and Applications, Inc.	Hampton	N	N	Modeling and simulation; support services for NASA	230	\$1.00
Soluble Systems, LLC	Hampton	M	N	Gel-based bandages	40	\$0.50
Sprint Nextel	Hampton	N	E	Customer support center, telecommunications	120	\$0.00
Total Immersion Software	Hampton	N	N	Software and game development	4	\$0.18
West Corporation	Hampton	N	E	Call center; inbound sales	250	\$0.00
	<b>Hampton Total</b>			<b>12 announcements</b>	<b>1,110</b>	<b>\$54.96</b>
backaldrin of American LLC*	Hanover County	M	N	Manufacture bread mixes and dough improvers	25	\$0.00
Creative Office Environments	Hanover County	N	E	Corporate HQ; office planning, furnishing and workspace consulting	0	\$6.46
Hanson Brick & Tile*	Hanover County	M	E	Simulated rock-face concrete wall brick	0	\$14.80
PSI Group, Inc.	Hanover County	N	E	Presort mail operating center	55	\$3.00
	<b>Hanover County Total</b>			<b>4 announcements</b>	<b>80</b>	<b>\$24.26</b>
Ariake USA, Inc.*	Harrisonburg	M	E	Manufacture soup and sauce base	0	\$4.00
Ariake USA, Inc.*	Harrisonburg	M	E	Manufacture soup and sauce base	25	\$18.00
Criticon Corporation	Harrisonburg	N	N	Data center	25	\$115.00
Criticon Corporation	Harrisonburg	N	E	Data processing and preparation	0	\$20.00

Company Name	Location	MFG	Type	Business	New Jobs	Investment (millions)
Tyson Foods Inc.	Harrisonburg	M	E	Poultry processing	110	\$2.50
	<b>Harrisonburg Total</b>			<b>5 announcements</b>	<b>160</b>	<b>\$159.50</b>
Atlantic Corporate Packaging	Henrico County	M	E	Supply packaging equipment & custom converted products	17	\$2.67
Bostwick Laboratories	Henrico County	N	E	Corporate HQ; pathology reference laboratory	600	\$4.58
Dominion Fiber Technologies	Henrico County	M	E	Convert nylon and polyester fibers	15	\$1.50
Edelman Financial Corporation	Henrico County	N	N	Operations center; financial services	60	\$0.60
Interline Brands, Inc.	Henrico County	N	N	Distribution center; maintenance, repair and operations products	50	\$9.00
Jungheinrich Lift Truck Corp.*	Henrico County	N	E	U.S. HQ; supplier of materials handling equipment	16	\$0.00
Kenmore Envelope Company, Inc	Henrico County	M	E	Envelope manufacturing	0	\$4.95
Mid-Atlantic Coca-Cola Bottling Co.	Henrico County	M	E	Manufacture soft drinks	7	\$1.44
Packet360	Henrico County	N	E	IT integration services	40	\$1.20
Planit Technology Group	Henrico County	N	E	IT consulting	8	\$1.10
Premier Woodworking	Henrico County	M	N	Manufacture wood store fixtures	150	\$11.00
PrintSouth Corporation	Henrico County	M	E	Manufacture printed business communications products	10	\$9.60
Regus Group*	Henrico County	N	N	Secretarial, telecommunications, videoconferencing services	10	\$0.90
Richmond Cold Storage	Henrico County	N	E	Refrigerated warehousing and storage	10	\$5.50
WellPoint, Inc.	Henrico County	N	E	Customer service center; health insurer	300	\$1.80
World Access, Inc.*	Henrico County	N	E	Travel insurance, international healthcare and assistance products	100	\$1.00
	<b>Henrico County Total</b>			<b>16 announcements</b>	<b>1,393</b>	<b>\$56.84</b>
Accretive Commerce	Henry County	N	E	Outsourced operations solutions for one-to-one direct commerce	100	\$14.00
Applied Felts	Henry County	M	E	Manufacture textile pipe liners	43	\$5.00
EMI Imaging	Henry County	N	E	Scan, store and retrieve documents	40	\$1.60
Mehler Engineered Products*	Henry County	M	E	Textile reinforcements for automobile belts	10	\$0.00
	<b>Henry County Total</b>			<b>4 announcements</b>	<b>193</b>	<b>\$20.60</b>
KCG Call Centers, LLC	Lee County	N	E	Customer service center for a major satellite radio firm	260	\$3.00
Synergy Biofuels, LLC	Lee County	M	N	Process used vegetable oil into biodiesel fuel	30	\$1.20
	<b>Lee County Total</b>			<b>2 announcements</b>	<b>290</b>	<b>\$4.20</b>
Digital Realty Trust, Inc.	Loudoun County	N	E	Manages technology and data center-related real estate	0	\$62.50
Equinix, Inc.	Loudoun County	N	E	Data center & Internet exchange services	0	\$70.00
Innocoll, Inc.	Loudoun County	M	E	Surgical and dermatological products	19	\$0.00
Orbital Sciences Corporation	Loudoun County	M	E	Rocket and space technology manufacturing; HQ	600	\$0.00
RAM Consulting Corporation	Loudoun County	N	E	Computer systems design services	19	\$0.11
	<b>Loudoun County Total</b>			<b>5 announcements</b>	<b>638</b>	<b>\$132.61</b>
Hairfield Lumber Corporation	Louisa County	N	E	Lumber wholesale and distribution	5	\$0.55

Company Name	Location	MFG	Type	Business	New Jobs	Investment (millions)
Wal-Mart Stores Inc.	Louisa County	N	E	Distribution center, consumer goods	100	\$0.00
	<b>Louisa County Total</b>			<b>2 announcements</b>	<b>105</b>	<b>\$0.55</b>
Lignetics, Inc.	Lunenburg County	M	N	Manufacture wood pellets	35	\$5.35
	<b>Lunenburg County Total</b>			<b>1 announcement</b>	<b>35</b>	<b>\$5.35</b>
Dinner Bell Meats	Lynchburg	M	E	Manufacture meat products	50	\$0.50
	<b>Lynchburg Total</b>			<b>1 announcement</b>	<b>50</b>	<b>\$0.50</b>
D&D Furniture	Martinsville	M	E	Manufacture chairs, sofas, sofa beds and recliners	10	\$0.90
LifePoint Hospitals, Inc.	Martinsville	N	E	Back-office operations; healthcare accounts receivables	23	\$0.00
Smart Machine Technologies, Inc.	Martinsville	M	E	Design, manufacture and install production equipment	15	\$0.30
	<b>Martinsville Total</b>			<b>3 announcements</b>	<b>48</b>	<b>\$1.20</b>
Filtration Specialties, Inc.	Mecklenburg County	M	N	Manufacture fiberglass felts for the filtration industry	10	\$1.50
	<b>Mecklenburg County Total</b>			<b>1 announcement</b>	<b>10</b>	<b>\$1.50</b>
Envirosealed, Inc.	Montgomery County	M	E	Manufacture computer and printer enclosures	20	\$0.25
LacTec USA*	Montgomery County	M	N	Design/build computerized paint delivery systems	4	\$0.10
	<b>Montgomery County Total</b>			<b>2 announcements</b>	<b>24</b>	<b>\$0.35</b>
Canon Virginia, Inc.*	Newport News	M	E	Re-manufacture cameras	200	\$8.00
Coastal Forms and Data	Newport News	M	E	Manufacture printing forms, brochures, etc.	18	\$1.10
Custom Vinyl Products	Newport News	M	E	Manufacture vinyl windows and doors	5	\$2.00
Marva Maid Dairy	Newport News	M	E	Dairy products	10	\$7.00
PenSoft	Newport News	N	E	Payroll software	5	\$1.70
	<b>Newport News Total</b>			<b>5 announcements</b>	<b>238</b>	<b>\$19.80</b>
Blackhawk Industries	Norfolk	M	E	HQ, tactical gear for military and law enforcement	0	\$12.00
Computerized Imaging Reference Systems	Norfolk	M	E	Manufacture surgical and medical instruments	18	\$0.50
	<b>Norfolk Total</b>			<b>2 announcements</b>	<b>18</b>	<b>\$12.50</b>
Showbest Fixture Corp.	Nottoway County	M	E	Manufacture store fixtures	104	\$2.55
	<b>Nottoway County Total</b>			<b>1 announcement</b>	<b>104</b>	<b>\$2.55</b>
Greenberry's Coffee Roasters, Inc.	Orange County	M	E	Coffee roasting, packaging and distribution	8	\$1.60
Lohmann Specialty Coatings LLC *	Orange County	M	E	Adhesive coatings and specialty tapes	4	\$2.00
Zamma Corporation	Orange County	M	E	Custom pre-finished moulding	23	\$7.00
	<b>Orange County Total</b>			<b>3 announcements</b>	<b>35</b>	<b>\$10.60</b>
VF Jeanswear	Page County	M	E	Jeans	0	\$2.00
	<b>Page County Total</b>			<b>1 announcement</b>	<b>0</b>	<b>\$2.00</b>
Aerial Machine and Tool Co.	Patrick County	M	E	Sew and assemble harnesses and parachutes	77	\$0.45
EMI Imaging	Patrick County	N	E	Document management solutions	24	\$0.60

Company Name	Location	MFG	Type	Business	New Jobs	Investment (millions)
The Results Companies	Patrick County	N	E	Customer service center	40	\$0.00
Worley Machine Enterprises, Inc.	Patrick County	M	E	Manufacture transformer replacement parts used in aircraft carriers	15	\$0.50
	<b>Patrick County Total</b>			<b>4 announcements</b>	<b>156</b>	<b>\$1.55</b>
BleachTech LLC	Petersburg	M	N	Manufacture bleach	20	\$15.00
	<b>Petersburg Total</b>			<b>1 announcement</b>	<b>20</b>	<b>\$15.00</b>
L and D Industries, Inc.	Pittsylvania County	M	E	Manufacture industrial and commercial screw machined products	15	\$0.00
Matrix Technologies, Inc.	Pittsylvania County	N	N	Convert waste to energy/manufacture concrete replacement	500	\$20.00
SIPS of America	Pittsylvania County	M	N	Insulated panel manufacturing	15	\$2.50
	<b>Pittsylvania County Total</b>			<b>3 announcements</b>	<b>530</b>	<b>\$22.50</b>
Alion Science & Technology	Portsmouth	N	E	Technology solutions; defense contractor	45	\$0.00
Atlantic Metrocast	Portsmouth	M	E	Concrete batch plant	5	\$0.50
Circle M Contracting Inc.	Portsmouth	M	E	Metal and structural steel fabrication	0	\$0.20
Earl Industries, LLC	Portsmouth	M	E	HQ; ship repair	215	\$1.00
Earl Industries, LLC	Portsmouth	M	E	HQ; ship repair	0	\$4.45
Kerma Medical Products, Inc.	Portsmouth	M	E	Manufacture of soft goods medical products	15	\$0.00
Marva Marble Company, Inc.	Portsmouth	M	E	Marble and stone products	0	\$10.00
Multi-Textile	Portsmouth	N	E	Warehouse/distribution; textiles for hospitals	10	\$1.10
Volvo Penta of the Americas *	Portsmouth	M	E	Marine engine development & testing	0	\$1.70
	<b>Portsmouth Total</b>			<b>9 announcements</b>	<b>290</b>	<b>\$18.95</b>
CMC Rebar Virginia	Prince Edward County	M	E	Rebar, reinforced steel; training center	60	\$1.00
	<b>Prince Edward County Total</b>			<b>1 announcement</b>	<b>60</b>	<b>\$1.00</b>
Rolls-Royce*	Prince George County	M	N	Assemble aircraft engines	542	\$501.40
	<b>Prince George County Total</b>			<b>1 announcement</b>	<b>542</b>	<b>\$501.40</b>
ABF Freight	Prince William County	N	N	Long-distance freight hauling	30	\$1.50
Advion BioSciences, Inc.	Prince William County	N	N	Bioanalytical immunochemistry services	10	\$1.00
Broad Run Construction Waste Recycling	Prince William County	N	N	Multi-state materials recovery and recycling services	18	\$4.20
Capital Logistics Services	Prince William County	N	E	Distribute aircraft parts	12	\$0.75
Covance Inc.	Prince William County	N	E	Pharmaceutical research and development laboratory	100	\$175.00
ECS Mid-Atlantic, LLC	Prince William County	N	E	Geotechnical engineering services	10	\$0.30
Green Front Furniture	Prince William County	N	E	Furniture warehouse and distribution	12	\$3.10
ICI Services, LLC	Prince William County	N	E	Engineering services	25	\$2.50
Marine Corps Heritage Foundation	Prince William County	N	E	HQ; national organization	15	\$0.80
Marine Toys for Tots Foundation	Prince William County	N	E	National HQ; fund raising	0	\$6.00
Martin Brower Company	Prince William County	N	E	Distribute products to McDonald's	65	\$22.00
McCollister's Transportation Group, Inc.	Prince William County	N	N	Specialized storage, transportation and logistics services	60	\$9.00

Company Name	Location	MFG	Type	Business	New Jobs	Investment (millions)
MCL Systems	Prince William County	N	E	IT consulting, research and engineering	4	\$0.29
Metris*	Prince William County	M	E	Measurement and controlling device manufacturing	0	\$3.00
Power Loft LLC	Prince William County	N	E	Data center campus	0	\$120.00
SAIC	Prince William County	N	E	IT consulting, research & engineering, defense contractor	10	\$0.30
Stanley Associates, Inc.	Prince William County	N	E	Information technology consultants, defense contractor	60	\$4.30
Stanley Associates, Inc.	Prince William County	N	E	Information technology consultants, defense contractor	98	\$5.00
The Engineering Groupe, Inc.	Prince William County	N	E	HQ; engineering and planning services	15	\$20.00
The Washington Post	Prince William County	N	E	Newspaper publishing warehouse	5	\$1.70
The Washington Post	Prince William County	N	E	Newspaper publishing distribution	5	\$0.80
<b>Prince William County Total</b>				<b>21 announcements</b>	<b>554</b>	<b>\$381.54</b>
Jefferson Yarns Inc.	Pulaski County	M	E	Manufacture yarn	20	\$0.10
<b>Pulaski County Total</b>				<b>1 announcement</b>	<b>20</b>	<b>\$0.10</b>
MDS Pharma Services*	Richmond	N	N	Drug research and development solutions	80	\$2.00
Resort Hotel Association	Richmond	N	E	Trade association; insurance industry	15	\$0.00
SunTrust Mortgage, Inc.	Richmond	N	E	HQ; mortgage services	40	\$0.00
The Martin Agency	Richmond	N	E	Advertising agency for national and international clients	100	\$0.00
Virginia Polymer Services	Richmond	M	N	Recycle plastic	35	\$1.20
<b>Richmond Total</b>				<b>5 announcements</b>	<b>270</b>	<b>\$3.20</b>
Atlantic Credit and Finance Inc.	Roanoke City	N	E	HQ: medical debt acquisition and recovery	80	\$1.15
Frank Chervan, Inc.	Roanoke City	M	E	Manufacture furniture frames	33	\$2.40
Maple Leaf Bakery USA *	Roanoke City	M	E	Commercial bakery	3	\$10.00
Steel Dynamics Roanoke Bar Division	Roanoke City	M	E	Fabricate structural steel for metal building construction	0	\$20.30
<b>Roanoke City Total</b>				<b>4 announcements</b>	<b>116</b>	<b>\$33.85</b>
Double Envelope	Roanoke County	M	E	Manufacture envelopes	25	\$0.75
New Millennium Building Systems, LLC	Roanoke County	M	E	Steel joists manufacturing	0	\$20.00
Synchrony, Inc.	Roanoke County	M	E	Magnetic bearings and integrated control systems	28	\$1.20
<b>Roanoke County Total</b>				<b>3 announcements</b>	<b>53</b>	<b>\$21.95</b>
Merck & Co., Inc.	Rockingham County	M	E	Pharmaceuticals; manufacture vaccines	70	\$193.00
Shenandoah Growers, Inc.	Rockingham County	N	E	HQ; herb growing and herb brokerage	20	\$3.20
Wellness Concepts	Rockingham County	N	E	Pharmaceutical distribution and training provider	35	\$1.00
<b>Rockingham County Total</b>				<b>3 announcements</b>	<b>125</b>	<b>\$197.20</b>
International Automotive Components Group N.A.	Russell County	M	E	Automotive interior systems	26	\$1.00
<b>Russell County Total</b>				<b>1 announcement</b>	<b>26</b>	<b>\$1.00</b>
New Millennium Building Systems, LLC	Salem	M	E	Steel joists manufacturing	0	\$10.00
<b>Salem Total</b>				<b>1 announcement</b>	<b>0</b>	<b>\$10.00</b>

Company Name	Location	MFG	Type	Business	New Jobs	Investment (millions)
Alleghany Construction Company, Inc.	Scott County	M	N	High-calcium limestone	10	\$8.00
Rogers Foam Corporation	Scott County	M	E	Manufacture engineered foam products	0	\$1.95
Rogers Foam Corporation	Scott County	M	N	Manufacture engineered foam products	50	\$1.40
	<b>Scott County Total</b>			<b>3 announcements</b>	<b>60</b>	<b>\$11.35</b>
International Automotive Components Group N.A.	Shenandoah County	M	E	Automotive interior systems	121	\$3.00
	<b>Shenandoah County Total</b>			<b>1 announcement</b>	<b>121</b>	<b>\$3.00</b>
American Wood Fibers	Smyth County	M	E	Manufacture wood chips, wood flour and fuel pellets	30	\$9.00
United Salt Corporation	Smyth County	M	N	Manufacture table salt	18	\$8.50
Wellborn Cabinet, Inc.	Smyth County	M	N	Manufacture wood cabinet components	100	\$3.00
	<b>Smyth County Total</b>			<b>3 announcements</b>	<b>148</b>	<b>\$20.50</b>
Atlantic Research Group, Inc.	Staunton	N	E	Clinical software; clinical monitoring, project management	15	\$0.00
Carded Graphics, LLC	Staunton	M	E	Manufacture printed packaging products	6	\$3.00
Carded Graphics, LLC	Staunton	M	E	Manufacture printed packaging products	35	\$6.50
Universal Impact, Inc.	Staunton	M	N	Manufacture aluminum extruded tools and parts	50	\$2.50
	<b>Staunton Total</b>			<b>3 announcements</b>	<b>106</b>	<b>\$12.00</b>
Applied Research Associates, Inc.	Suffolk	N	E	Computer modeling and simulation	0	\$0.25
Astute Electronics*	Suffolk	N	N	Electronic component distribution	4	\$0.25
Atmospheric and Environmental Research, Inc.	Suffolk	N	E	Computer modeling and simulation	3	\$0.10
CHEP USA*	Suffolk	N	N	Regional container and pallet repair/recycling facility	5	\$0.50
Ciba Specialty Chemicals*	Suffolk	M	E	Manufacture polyacrylamides used in water treatment applications	0	\$7.00
Continental Terminals Inc.	Suffolk	N	E	Distribution center	1	\$0.20
Echostorm Worldwide, LLC	Suffolk	N	E	Media distribution technologies	100	\$2.00
General Dynamics Information Technology	Suffolk	N	E	Computer modeling and simulation	5	\$0.20
Heritage Woodworks Inc.	Suffolk	M	E	Manufacture wood cabinets	9	\$0.65
Laufen Ceramics, Inc *	Suffolk	N	E	Distribution center; ceramic tile	5	\$3.10
Lion-Vallen Industries*	Suffolk	N	E	Distribution center; military uniforms	6	\$0.23
Lipton*	Suffolk	M	E	Tea, bagged and instant	8	\$3.10
Lipton*	Suffolk	M	E	Tea, bagged and instant	12	\$7.20
PAX Industries, Inc.	Suffolk	N	N	Plastic polymer distribution	2	\$0.50
Progressive Distribution	Suffolk	N	E	Automotive parts distribution	25	\$2.00
Vitex Packaging Group	Suffolk	M	E	Specialty packaging	20	\$3.50
	<b>Suffolk Total</b>			<b>16 announcements</b>	<b>205</b>	<b>\$30.78</b>
Atlantic Container Line	Virginia Beach	N	E	Marine cargo handling	10	\$1.50
AvalonBay Communities, Inc.	Virginia Beach	N	E	Customer care center, real estate investment trust	145	\$1.25
Avis Budget Group, Inc.	Virginia Beach	N	E	National processing center	85	\$0.50
Bridgeborn, LLC	Virginia Beach	N	E	Information technology solutions	20	\$0.28

Company Name	Location	MFG	Type	Business	New Jobs	Investment (millions)
CH2M HILL	Virginia Beach	N	E	Engineering services	10	\$0.35
Ecology and Environment, Inc.	Virginia Beach	N	E	Environmental consulting, testing, engineering	5	\$0.10
ECS Mid-Atlantic, LLC	Virginia Beach	N	E	Engineering and management services	0	\$0.25
Ethan Allen, Inc.	Virginia Beach	N	E	Furniture distribution	0	\$0.75
George G. Sharp, Inc.	Virginia Beach	N	E	Marine systems analysis and design	6	\$0.13
Goodman & Company, LLP	Virginia Beach	N	E	Various business consulting services	120	\$0.75
Hankins and Anderson, Inc.	Virginia Beach	N	N	Engineering services	16	\$0.10
Mohawk Marketing Corporation	Virginia Beach	N	E	Distribution of consumer products and IT services	7	\$2.25
Monarch Properties	Virginia Beach	N	E	Engineering and management services	15	\$4.75
New River Casual Furniture Co.*	Virginia Beach	N	E	Furniture distribution, U.S. corporate office	0	\$1.25
Operation Smile	Virginia Beach	N	E	Corporate HQ; charitable organization	0	\$26.00
Progressive Window Company	Virginia Beach	N	E	Window and door distribution and installation	3	\$0.18
STIHL Inc.*	Virginia Beach	M	E	U.S. HQ, guide bar manufacturing	10	\$25.00
STIHL Inc.*	Virginia Beach	M	E	U.S. HQ, hand-held power tools	0	\$10.00
STIHL Inc.*	Virginia Beach	M	E	U.S. HQ, hand-held power tools	45	\$9.00
	<b>Virginia Beach Total</b>			<b>19 announcements</b>	<b>497</b>	<b>\$84.37</b>
eTechSecurityPro	Washington County	N	E	IT security consulting and enterprise security auditing	20	\$0.20
Gates Corporation	Washington County	M	N	Hydraulic systems for industrial equipment and vehicles	172	\$8.79
	<b>Washington County Total</b>			<b>2 announcements</b>	<b>192</b>	<b>\$8.99</b>
Valley Industrial Piping, Inc.	Waynesboro	M	E	Pipe installation and fabrication	21	\$0.10
	<b>Waynesboro Total</b>			<b>1 announcement</b>	<b>21</b>	<b>\$0.10</b>
Solutionz Inc.	Williamsburg	N	N	Videoconferencing solutions	15	\$1.19
	<b>Williamsburg Total</b>			<b>1 announcement</b>	<b>15</b>	<b>\$1.19</b>
ProJet Aviation, LLC	Winchester	N	N	Aviation consulting and management services	5	\$23.80
	<b>Winchester Total</b>			<b>1 announcement</b>	<b>5</b>	<b>\$23.80</b>
Pinnacle Wood Products	Wise County	M	N	Manufacture wood cabinets and doors	220	\$1.50
	<b>Wise County Total</b>			<b>1 announcement</b>	<b>220</b>	<b>\$1.50</b>
Austinville Limestone Co.	Wythe County	M	E	Lime as an ingredient for block manufacturers	20	\$2.00
Brewer Automotive Components Inc.	Wythe County	M	E	Manufacture automotive steering components	50	\$15.00
Magnetic Technologies Corporation	Wythe County	M	E	Manufacture dry-type power transformers	29	\$0.10
Pepsi Bottling Group, Inc.	Wythe County	M	E	Manufacture soft drinks and bottled water	20	\$17.00
	<b>Wythe County Total</b>			<b>4 announcements</b>	<b>119</b>	<b>\$34.10</b>
Delta-T Corporation	York County	N	E	Ethanol plant design and engineering services	331	\$4.00
	<b>York County Total</b>			<b>1 announcement</b>	<b>331</b>	<b>\$4.00</b>

---

Company Name	Location	MFG	Type	Business	New Jobs	Investment (millions)
<i>Not publicly announced</i>	<i>Confidential Total</i>			<i>7 announcements</i>	<i>427</i>	<i>\$483.15</i>
	<b>Grand Total</b>			<b>320 announcements</b>	<b>16,939</b>	<b>\$3,572.49</b>

*\*Indicates foreign affiliation*

*Type: New or Expansion*

*Mfg: Manufacturing or Nonmanufacturing*

*All announcements are subject to revision*

**2007****Virginia Employment and Capital Investment Summary**

	Employment (No. of jobs)	% of Total	Capital Investment (millions)	% of Total	Number of Announcements	% of Total
<b>Manufacturing</b>						
New Announcements	1,847	10.9%	606	17.0%	25	7.8%
Expansion Announcements	3,668	21.7%	699	19.6%	103	32.2%
<i>Totals</i>	<b>5,515</b>	<b>32.6%</b>	<b>\$1,305.18</b>	<b>36.5%</b>	<b>128</b>	<b>40.0%</b>
<b>Nonmanufacturing</b>						
New Announcements	3,047	18.0%	1,098	30.7%	41	12.8%
Expansion Announcements	8,377	49.5%	1,170	32.7%	151	47.2%
<i>Totals</i>	<b>11,424</b>	<b>67.4%</b>	<b>\$2,267.31</b>	<b>63.5%</b>	<b>192</b>	<b>60.0%</b>
<b>Virginia Totals</b>	<b>16,939</b>	<b>100.0%</b>	<b>\$3,572.49</b>	<b>100.0%</b>	<b>320</b>	<b>100.0%</b>
<b>New</b>						
Manufacturing Announcements	1,847	10.9%	\$606.34	17.0%	25	7.8%
Nonmanufacturing Announcements	3,047	18.0%	\$1,097.52	30.7%	41	12.8%
<i>Totals</i>	<b>4,894</b>	<b>28.9%</b>	<b>\$1,703.86</b>	<b>47.7%</b>	<b>66</b>	<b>20.6%</b>
<b>Expansion</b>						
Manufacturing Announcements	3,668	21.7%	\$698.84	19.6%	103	32.2%
Nonmanufacturing Announcements	8,377	49.5%	\$1,169.80	32.7%	151	47.2%
<i>Totals</i>	<b>12,045</b>	<b>71.1%</b>	<b>\$1,868.64</b>	<b>52.3%</b>	<b>254</b>	<b>79.4%</b>
<b>Virginia Totals</b>	<b>16,939</b>	<b>100.0%</b>	<b>\$3,572.49</b>	<b>100.0%</b>	<b>320</b>	<b>100.0%</b>

Table 1

1997 - 2007

**Virginia Employment and Capital Investment Announcements**

Year	Total			New			Expansions		
	Number of Jobs	Investment (millions)	Number of Announcements	Number of Jobs	Investment (millions)	Number of Announcements	Number of Jobs	Investment (millions)	Number of Announcements
Mfg.	10,068	\$1,917.50	212	4,287	\$643.75	68	5,781	\$1,273.75	144
Non.	16,839	\$658.06	123	7,987	\$286.97	61	8,852	\$371.09	62
<b>1997</b>	<b>26,907</b>	<b>\$2,575.56</b>	<b>335</b>	<b>12,274</b>	<b>\$930.72</b>	<b>129</b>	<b>14,633</b>	<b>\$1,644.84</b>	<b>206</b>
Mfg.	9,564	\$860.82	177	3,322	\$243.27	58	6,242	\$617.55	119
Non.	36,075	\$1,355.00	257	12,034	\$521.14	106	24,041	\$833.86	151
<b>1998</b>	<b>45,639</b>	<b>\$2,215.82</b>	<b>434</b>	<b>15,356</b>	<b>\$764.41</b>	<b>164</b>	<b>30,283</b>	<b>\$1,451.41</b>	<b>270</b>
Mfg.	11,849	\$1,304.57	197	4,100	\$466.88	69	7,749	\$837.69	128
Non.	32,614	\$2,002.97	231	10,840	\$1,232.29	99	21,774	\$770.68	132
<b>1999</b>	<b>44,463</b>	<b>\$3,307.54</b>	<b>428</b>	<b>14,940</b>	<b>\$1,699.17</b>	<b>168</b>	<b>29,523</b>	<b>\$1,608.37</b>	<b>260</b>
Mfg.	7,340	\$1,198.27	153	2,409	\$212.45	37	4,931	\$985.82	116
Non.	36,992	\$3,279.70	291	9,427	\$869.61	96	27,565	\$2,410.09	195
<b>2000</b>	<b>44,332</b>	<b>\$4,477.97</b>	<b>444</b>	<b>11,836</b>	<b>\$1,082.06</b>	<b>133</b>	<b>32,496</b>	<b>\$3,395.91</b>	<b>311</b>
Mfg.	6,478	\$1,395.00	155	1,473	\$59.06	27	5,005	\$1,335.94	128
Non.	27,366	\$1,589.20	263	4,531	\$275.80	66	22,835	\$1,313.40	197
<b>2001</b>	<b>33,844</b>	<b>\$2,984.20</b>	<b>418</b>	<b>6,004</b>	<b>\$334.86</b>	<b>93</b>	<b>27,840</b>	<b>\$2,649.34</b>	<b>325</b>
Mfg.	7,749	\$1,048.98	141	2,631	\$262.38	38	5,118	\$786.60	103
Non.	16,401	\$972.24	186	5,098	\$660.01	61	11,303	\$312.23	125
<b>2002</b>	<b>24,150</b>	<b>\$2,021.22</b>	<b>327</b>	<b>7,729</b>	<b>\$922.39</b>	<b>99</b>	<b>16,421</b>	<b>\$1,098.83</b>	<b>228</b>
Mfg.	7,427	\$1,604.19	145	2,251	\$183.83	33	5,176	\$1,420.36	112
Non.	20,725	\$2,381.00	229	5,883	\$1,340.59	57	14,842	\$1,040.41	172
<b>2003</b>	<b>28,152</b>	<b>\$3,985.19</b>	<b>374</b>	<b>8,134</b>	<b>\$1,524.42</b>	<b>90</b>	<b>20,018</b>	<b>\$2,460.77</b>	<b>284</b>
Mfg.	9,613	\$1,861.61	159	2,380	\$130.41	29	7,233	\$1,731.20	130
Non.	35,476	\$1,584.33	286	6,545	\$750.83	49	28,931	\$833.50	237
<b>2004</b>	<b>45,089</b>	<b>\$3,445.94</b>	<b>445</b>	<b>8,925</b>	<b>\$881.24</b>	<b>78</b>	<b>36,164</b>	<b>\$2,564.70</b>	<b>367</b>
Mfg.	12,142	\$2,887.55	192	3,199	\$397.57	33	8,943	\$2,489.98	159
Non.	19,853	\$1,268.59	282	6,056	\$610.36	56	13,797	\$658.23	226
<b>2005</b>	<b>31,995</b>	<b>\$4,156.13</b>	<b>474</b>	<b>9,255</b>	<b>\$1,007.93</b>	<b>89</b>	<b>22,740</b>	<b>\$3,148.20</b>	<b>385</b>
Mfg.	7,807	\$1,438.48	159	2,290	\$679.08	28	5,517	\$759.40	131
Non.	17,203	\$745.35	304	3,971	\$208.69	65	13,232	\$536.66	239
<b>2006</b>	<b>25,010</b>	<b>\$2,183.83</b>	<b>463</b>	<b>6,261</b>	<b>\$887.78</b>	<b>93</b>	<b>18,749</b>	<b>\$1,296.05</b>	<b>370</b>
Mfg.	5,515	\$1,305.18	128	1,847	\$606.34	25	3,668	\$698.84	103
Non.	11,424	\$2,267.31	192	3,047	\$1,097.52	41	8,377	\$1,169.80	151
<b>2007</b>	<b>16,939</b>	<b>\$3,572.49</b>	<b>320</b>	<b>4,894</b>	<b>\$1,703.86</b>	<b>66</b>	<b>12,045</b>	<b>\$1,868.64</b>	<b>254</b>
<b>Totals</b>	<b>366,520</b>	<b>\$34,925.89</b>	<b>4,462</b>	<b>105,608</b>	<b>\$11,738.83</b>	<b>1,202</b>	<b>260,912</b>	<b>\$23,187.06</b>	<b>3,260</b>

Table 2

2007

## Virginia NAICS Code Summary - Manufacturing

NAICS Description	Total			New			Expansions		
	Number of Jobs	Investment (millions)	Number of Announcements	Number of Jobs	Investment (millions)	Number of Announcements	Number of Jobs	Investment (millions)	Number of Announcements
311 Food Products	494	\$112.22	15	43	\$8.50	2	451	\$103.72	13
312 Beverages & Tobacco Products	27	\$18.44	2	0	\$0.00	0	27	\$18.44	2
313 Textile Mills	45	\$3.10	3	10	\$1.50	1	35	\$1.60	2
314 Textile Mill Products	130	\$17.45	4	0	\$0.00	0	130	\$17.45	4
315 Apparel	0	\$2.00	1	0	\$0.00	0	0	\$2.00	1
321 Lumber & Wood Products	172	\$26.75	6	64	\$9.25	3	108	\$17.50	3
322 Paper Products	83	\$32.87	6	0	\$0.00	0	83	\$32.87	6
323 Printing	83	\$37.60	5	0	\$0.00	0	83	\$37.60	5
324 Petroleum and Coal Products	30	\$1.20	1	30	\$1.20	1	0	\$0.00	0
325 Chemicals	169	\$231.55	8	95	\$26.05	3	74	\$205.50	5
326 Plastics & Rubber Products	190	\$27.85	7	100	\$8.20	2	90	\$19.65	5
327 Stone, Clay, Glass	179	\$62.70	10	57	\$18.50	3	122	\$44.20	7
331 Primary Metal Industries	50	\$22.80	2	50	\$2.50	1	0	\$20.30	1
332 Fabricated Metal Products	353	\$72.20	18	0	\$0.00	0	353	\$72.20	18
333 Machinery	189	\$35.15	6	4	\$0.10	1	185	\$35.05	5
334 Computers & Electronics	459	\$18.91	8	0	\$0.00	0	459	\$18.91	8
335 Electrical Equipment	83	\$0.40	3	0	\$0.00	0	83	\$0.40	3
336 Transportation Equipment	2,061	\$558.99	12	884	\$514.54	4	1,177	\$44.45	8
337 Furniture & Fixtures	626	\$22.00	7	470	\$15.50	3	156	\$6.50	4
339 Miscellaneous Manufacturing	92	\$1.00	4	40	\$0.50	1	52	\$0.50	3
<b>Manufacturing Totals</b>	<b>5,515</b>	<b>\$1,305.18</b>	<b>128</b>	<b>1,847</b>	<b>\$606.34</b>	<b>25</b>	<b>3,668</b>	<b>\$698.84</b>	<b>103</b>
<b>Nonmanufacturing Totals</b>	<b>11,424</b>	<b>\$2,267.31</b>	<b>192</b>	<b>3,047</b>	<b>\$1,097.52</b>	<b>41</b>	<b>8,377</b>	<b>\$1,169.80</b>	<b>151</b>
<b>Virginia Totals</b>	<b>16,939</b>	<b>\$3,572.49</b>	<b>320</b>	<b>4,894</b>	<b>\$1,703.86</b>	<b>66</b>	<b>12,045</b>	<b>\$1,868.64</b>	<b>254</b>

Table 3

2007

## Virginia NAICS Code Summary - Nonmanufacturing

NAICS Description	Total			New			Expansions		
	Number of Jobs	Investment (millions)	Number of Announcements	Number of Jobs	Investment (millions)	Number of Announcements	Number of Jobs	Investment (millions)	Number of Announcements
111 Crop Production	20	\$3.20	1	0	\$0.00	0	20	\$3.20	1
213 Mining Support Activities	30	\$203.50	1	0	\$0.00	0	30	\$203.50	1
221 Utilities	501	\$155.00	2	500	\$20.00	1	1	\$135.00	1
423 Distribution - Durables	217	\$23.58	17	39	\$3.05	4	178	\$20.53	13
424 Distribution - Nondurables	268	\$34.83	8	42	\$5.00	2	226	\$29.83	6
454 Nonstore Retailers	100	\$14.00	1	0	\$0.00	0	100	\$14.00	1
484 Truck Transportation	112	\$22.90	4	112	\$12.90	3	0	\$10.00	1
488 Transportation Services	60	\$32.80	4	40	\$25.30	2	20	\$7.50	2
492 Couriers & Messengers	0	\$1.75	1	0	\$0.00	0	0	\$1.75	1
493 Warehousing & Storage	247	\$108.55	7	50	\$28.00	2	197	\$80.55	5
511 Publishing (except Internet)	10	\$2.50	2	0	\$0.00	0	10	\$2.50	2
517 Telecommunications	125	\$1.25	2	0	\$0.00	0	125	\$1.25	2
518 Internet & Related Services	439	\$660.80	9	375	\$386.10	3	64	\$274.70	6
522 Banking & Credit	60	\$0.60	1	60	\$0.60	1	0	\$0.00	0
524 Insurance Carriers	121	\$7.00	2	0	\$0.00	0	121	\$7.00	2
525 Real estate investment trust	145	\$1.25	1	0	\$0.00	0	145	\$1.25	1
532 Car Rental Operations	85	\$0.50	1	0	\$0.00	0	85	\$0.50	1
541 Technical Services	4,828	\$252.88	91	750	\$8.18	14	4,078	\$244.70	77
551 Headquarters/Division Offices	1,881	\$183.64	14	721	\$123.00	4	1,160	\$60.64	10
561 Administrative Services	1,685	\$22.64	11	15	\$1.19	1	1,670	\$21.45	10
562 Waste Management Service	18	\$4.20	1	18	\$4.20	1	0	\$0.00	0
813 Professional Associations	45	\$0.80	3	15	\$0.00	1	30	\$0.80	2
926 Transportation Program	0	\$46.00	1	0	\$0.00	0	0	\$46.00	1
Confidential	427	\$483.15	7	310	\$480.00	2	117	\$3.15	5
<b>Nonmanufacturing Totals</b>	<b>11,424</b>	<b>\$2,267.31</b>	<b>192</b>	<b>3,047</b>	<b>\$1,097.52</b>	<b>41</b>	<b>8,377</b>	<b>\$1,169.80</b>	<b>151</b>
<b>Manufacturing Totals</b>	<b>5,515</b>	<b>\$1,305.18</b>	<b>128</b>	<b>1,847</b>	<b>\$606.34</b>	<b>25</b>	<b>3,668</b>	<b>\$698.84</b>	<b>103</b>
<b>Virginia Totals</b>	<b>16,939</b>	<b>\$3,572.49</b>	<b>320</b>	<b>4,894</b>	<b>\$1,703.86</b>	<b>66</b>	<b>12,045</b>	<b>\$1,868.64</b>	<b>254</b>

Table 4

**2007**

**Virginia Regional Summary**

Region	Employment	% of Total	Investment ( <i>millions</i> )	% of Total	Announcements	% of Total
Central Virginia	2,627	15.5%	\$415.05	11.6%	48	15.0%
New	746		305		12	
Expansion	1,881		110		36	
Hampton Roads	3,338	19.7%	\$369.95	10.4%	82	25.6%
New	392		35		12	
Expansion	2,946		335		70	
Northern Virginia	5,720	33.8%	\$843.09	23.6%	93	29.1%
New	1,260		142		17	
Expansion	4,460		701		76	
Southside Virginia	2,479	14.6%	\$681.26	19.1%	38	11.9%
New	1,482		568		11	
Expansion	997		113		27	
Southwestern Virginia	1,491	8.8%	\$290.89	8.1%	26	8.1%
New	624		33		9	
Expansion	867		258		17	
Valley	857	5.1%	\$489.10	13.7%	26	8.1%
New	80		141		3	
Expansion	777		348		23	
Not Publicly Announced	427	2.5%	\$483.15	13.5%	7	2.2%
<b>Virginia Totals</b>	<b>16,939</b>		<b>\$3,572.49</b>		<b>320</b>	

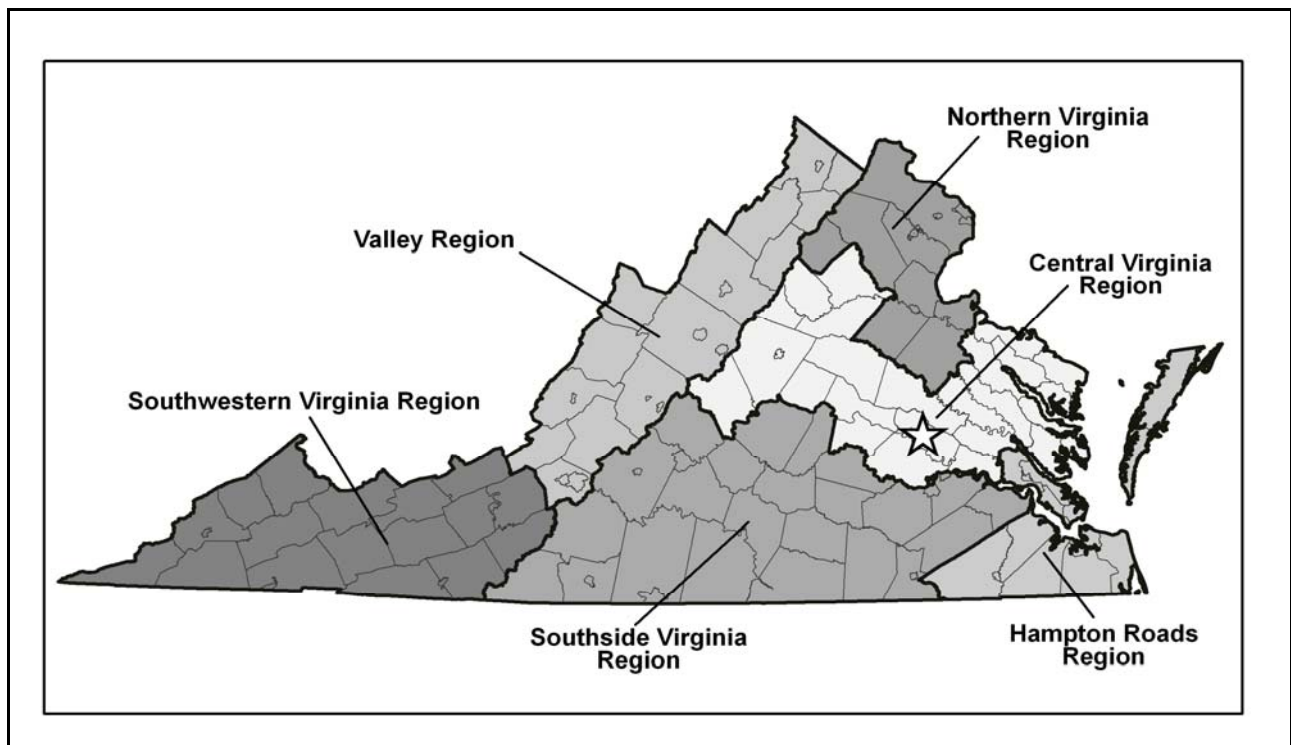


Table 5

**2007****Virginia Employment and Capital Investment by Locality**

<i>City/County</i>	<i>Employment</i>	<i>% of Total</i>	<i>Investment (millions)</i>	<i>% of Total</i>	<i>Announcements</i>	<i>% of Total</i>
<i>Accomack County</i>	0	0.00%	\$0.00	0.00%	0	0.00%
<i>Albemarle County</i>	0	0.00%	\$0.00	0.00%	0	0.00%
<i>Alexandria</i>	130	0.77%	\$9.67	0.27%	3	0.94%
<i>Alleghany County</i>	0	0.00%	\$0.00	0.00%	0	0.00%
<i>Amelia County</i>	0	0.00%	\$0.00	0.00%	0	0.00%
<i>Amherst County</i>	0	0.00%	\$0.00	0.00%	0	0.00%
<i>Appomattox County</i>	0	0.00%	\$0.00	0.00%	0	0.00%
<i>Arlington County</i>	920	5.43%	\$6.50	0.18%	9	2.81%
<i>Augusta County</i>	150	0.89%	\$25.00	0.70%	1	0.31%
<i>Bath County</i>	0	0.00%	\$0.00	0.00%	0	0.00%
<i>Bedford City</i>	40	0.24%	\$9.85	0.28%	1	0.31%
<i>Bedford County</i>	76	0.45%	\$11.76	0.33%	3	0.94%
<i>Bland County</i>	17	0.10%	\$3.00	0.08%	2	0.63%
<i>Botetourt County</i>	0	0.00%	\$0.00	0.00%	0	0.00%
<i>Bristol</i>	50	0.30%	\$1.00	0.03%	1	0.31%
<i>Brunswick County</i>	0	0.00%	\$0.00	0.00%	0	0.00%
<i>Buchanan County</i>	0	0.00%	\$0.00	0.00%	0	0.00%
<i>Buckingham County</i>	0	0.00%	\$0.00	0.00%	0	0.00%
<i>Buena Vista</i>	0	0.00%	\$0.00	0.00%	0	0.00%
<i>Campbell County</i>	75	0.44%	\$23.75	0.66%	4	1.25%
<i>Caroline County</i>	113	0.67%	\$141.50	3.96%	3	0.94%
<i>Carroll County</i>	0	0.00%	\$0.00	0.00%	0	0.00%
<i>Charles City County</i>	0	0.00%	\$0.00	0.00%	0	0.00%
<i>Charlotte County</i>	110	0.65%	\$3.50	0.10%	1	0.31%
<i>Charlottesville</i>	0	0.00%	\$0.00	0.00%	0	0.00%
<i>Chesapeake</i>	634	3.74%	\$139.80	3.91%	16	5.00%
<i>Chesterfield County</i>	484	2.86%	\$47.60	1.33%	16	5.00%
<i>Clarke County</i>	0	0.00%	\$0.00	0.00%	0	0.00%
<i>Colonial Heights</i>	0	0.00%	\$0.00	0.00%	0	0.00%
<i>Covington</i>	0	0.00%	\$0.00	0.00%	0	0.00%
<i>Craig County</i>	0	0.00%	\$0.00	0.00%	0	0.00%
<i>Culpeper County</i>	250	1.48%	\$270.00	7.56%	1	0.31%
<i>Cumberland County</i>	0	0.00%	\$0.00	0.00%	0	0.00%
<i>Danville</i>	300	1.77%	\$52.45	1.47%	6	1.88%
<i>Dickenson County</i>	50	0.30%	\$204.00	5.71%	2	0.63%
<i>Dinwiddie County</i>	80	0.47%	\$0.00	0.00%	1	0.31%
<i>Emporia</i>	0	0.00%	\$0.00	0.00%	0	0.00%
<i>Essex County</i>	0	0.00%	\$0.00	0.00%	0	0.00%
<i>Fairfax City</i>	0	0.00%	\$0.00	0.00%	0	0.00%
<i>Fairfax County</i>	3,365	19.87%	\$125.27	3.51%	51	15.94%
<i>Falls Church</i>	0	0.00%	\$0.00	0.00%	0	0.00%
<i>Fauquier County</i>	0	0.00%	\$46.00	1.29%	1	0.31%
<i>Floyd County</i>	0	0.00%	\$0.00	0.00%	0	0.00%
<i>Fluvanna County</i>	0	0.00%	\$0.00	0.00%	0	0.00%
<i>Franklin City</i>	0	0.00%	\$3.60	0.10%	1	0.31%
<i>Franklin County</i>	0	0.00%	\$0.00	0.00%	0	0.00%
<i>Frederick County</i>	0	0.00%	\$0.70	0.02%	1	0.31%

Table 6

<i>City/County</i>	<i>Employment</i>	<i>% of Total</i>	<i>Investment (millions)</i>	<i>% of Total</i>	<i>Announcements</i>	<i>% of Total</i>
<i>Fredericksburg</i>	0	0.00%	\$0.00	0.00%	0	0.00%
<i>Galax</i>	275	1.62%	\$0.80	0.02%	2	0.63%
<i>Giles County</i>	0	0.00%	\$0.00	0.00%	0	0.00%
<i>Gloucester County</i>	10	0.06%	\$2.00	0.06%	1	0.31%
<i>Goochland County</i>	0	0.00%	\$0.00	0.00%	0	0.00%
<i>Grayson County</i>	0	0.00%	\$0.00	0.00%	0	0.00%
<i>Greene County</i>	0	0.00%	\$0.00	0.00%	0	0.00%
<i>Greensville County</i>	50	0.30%	\$6.80	0.19%	1	0.31%
<i>Halifax County</i>	0	0.00%	\$0.00	0.00%	0	0.00%
<i>Hampton</i>	1,110	6.55%	\$54.96	1.54%	12	3.75%
<i>Hanover County</i>	80	0.47%	\$24.26	0.68%	4	1.25%
<i>Harrisonburg</i>	160	0.94%	\$159.50	4.46%	5	1.56%
<i>Henrico County</i>	1,393	8.22%	\$56.84	1.59%	16	5.00%
<i>Henry County</i>	193	1.14%	\$20.60	0.58%	4	1.25%
<i>Highland County</i>	0	0.00%	\$0.00	0.00%	0	0.00%
<i>Hopewell</i>	0	0.00%	\$0.00	0.00%	0	0.00%
<i>Isle of Wight County</i>	0	0.00%	\$0.00	0.00%	0	0.00%
<i>James City County</i>	0	0.00%	\$0.00	0.00%	0	0.00%
<i>King &amp; Queen County</i>	0	0.00%	\$0.00	0.00%	0	0.00%
<i>King George County</i>	0	0.00%	\$0.00	0.00%	0	0.00%
<i>King William County</i>	0	0.00%	\$0.00	0.00%	0	0.00%
<i>Lancaster County</i>	0	0.00%	\$0.00	0.00%	0	0.00%
<i>Lee County</i>	290	1.71%	\$4.20	0.12%	2	0.63%
<i>Lexington</i>	0	0.00%	\$0.00	0.00%	0	0.00%
<i>Loudoun County</i>	638	3.77%	\$132.61	3.71%	5	1.56%
<i>Louisa County</i>	105	0.62%	\$0.55	0.02%	2	0.63%
<i>Lunenburg County</i>	35	0.21%	\$5.35	0.15%	1	0.31%
<i>Lynchburg</i>	50	0.30%	\$0.50	0.01%	1	0.31%
<i>Madison County</i>	0	0.00%	\$0.00	0.00%	0	0.00%
<i>Manassas</i>	0	0.00%	\$0.00	0.00%	0	0.00%
<i>Manassas Park</i>	0	0.00%	\$0.00	0.00%	0	0.00%
<i>Martinsville</i>	48	0.28%	\$1.20	0.03%	3	0.94%
<i>Mathews County</i>	0	0.00%	\$0.00	0.00%	0	0.00%
<i>Mecklenburg County</i>	10	0.06%	\$1.50	0.04%	1	0.31%
<i>Middlesex County</i>	0	0.00%	\$0.00	0.00%	0	0.00%
<i>Montgomery County</i>	24	0.14%	\$0.35	0.01%	2	0.63%
<i>Nelson County</i>	0	0.00%	\$0.00	0.00%	0	0.00%
<i>New Kent County</i>	0	0.00%	\$0.00	0.00%	0	0.00%
<i>Newport News</i>	238	1.41%	\$19.80	0.55%	5	1.56%
<i>Norfolk</i>	18	0.11%	\$12.50	0.35%	2	0.63%
<i>Northampton County</i>	0	0.00%	\$0.00	0.00%	0	0.00%
<i>Northumberland County</i>	0	0.00%	\$0.00	0.00%	0	0.00%
<i>Norton</i>	0	0.00%	\$0.00	0.00%	0	0.00%
<i>Nottoway County</i>	104	0.61%	\$2.55	0.07%	1	0.31%
<i>Orange County</i>	35	0.21%	\$10.60	0.30%	3	0.94%
<i>Page County</i>	0	0.00%	\$2.00	0.06%	1	0.31%
<i>Patrick County</i>	156	0.92%	\$1.55	0.04%	4	1.25%
<i>Petersburg</i>	20	0.12%	\$15.00	0.42%	1	0.31%
<i>Pittsylvania County</i>	530	3.13%	\$22.50	0.63%	3	0.94%
<i>Poquoson</i>	0	0.00%	\$0.00	0.00%	0	0.00%
<i>Portsmouth</i>	290	1.71%	\$18.95	0.53%	9	2.81%

Table 6

<i>City/County</i>	<i>Employment</i>	<i>% of Total</i>	<i>Investment (millions)</i>	<i>% of Total</i>	<i>Announcements</i>	<i>% of Total</i>
<i>Powhatan County</i>	0	0.00%	\$0.00	0.00%	0	0.00%
<i>Prince Edward County</i>	60	0.35%	\$1.00	0.03%	1	0.31%
<i>Prince George County</i>	542	3.20%	\$501.40	14.04%	1	0.31%
<i>Prince William County</i>	554	3.27%	\$381.54	10.68%	21	6.56%
<i>Pulaski County</i>	20	0.12%	\$0.10	0.00%	1	0.31%
<i>Radford</i>	0	0.00%	\$0.00	0.00%	0	0.00%
<i>Rappahannock County</i>	0	0.00%	\$0.00	0.00%	0	0.00%
<i>Richmond</i>	270	1.59%	\$3.20	0.09%	5	1.56%
<i>Richmond County</i>	0	0.00%	\$0.00	0.00%	0	0.00%
<i>Roanoke City</i>	116	0.68%	\$33.85	0.95%	4	1.25%
<i>Roanoke County</i>	53	0.31%	\$21.95	0.61%	3	0.94%
<i>Rockbridge County</i>	0	0.00%	\$0.00	0.00%	0	0.00%
<i>Rockingham County</i>	125	0.74%	\$197.20	5.52%	3	0.94%
<i>Russell County</i>	26	0.15%	\$1.00	0.03%	1	0.31%
<i>Salem</i>	0	0.00%	\$10.00	0.28%	1	0.31%
<i>Scott County</i>	60	0.35%	\$11.35	0.32%	3	0.94%
<i>Shenandoah County</i>	121	0.71%	\$3.00	0.08%	1	0.31%
<i>Smyth County</i>	148	0.87%	\$20.50	0.57%	3	0.94%
<i>Southampton County</i>	0	0.00%	\$0.00	0.00%	0	0.00%
<i>Spotsylvania County</i>	0	0.00%	\$0.00	0.00%	0	0.00%
<i>Stafford County</i>	0	0.00%	\$0.00	0.00%	0	0.00%
<i>Staunton</i>	106	0.63%	\$12.00	0.34%	4	1.25%
<i>Suffolk</i>	205	1.21%	\$30.78	0.86%	16	5.00%
<i>Surry County</i>	0	0.00%	\$0.00	0.00%	0	0.00%
<i>Sussex County</i>	0	0.00%	\$0.00	0.00%	0	0.00%
<i>Tazewell County</i>	0	0.00%	\$0.00	0.00%	0	0.00%
<i>Virginia Beach</i>	497	2.93%	\$84.37	2.36%	19	5.94%
<i>Warren County</i>	0	0.00%	\$0.00	0.00%	0	0.00%
<i>Washington County</i>	192	1.13%	\$8.99	0.25%	2	0.63%
<i>Waynesboro</i>	21	0.12%	\$0.10	0.00%	1	0.31%
<i>Westmoreland County</i>	0	0.00%	\$0.00	0.00%	0	0.00%
<i>Williamsburg</i>	15	0.09%	\$1.19	0.03%	1	0.31%
<i>Winchester</i>	5	0.03%	\$23.80	0.67%	1	0.31%
<i>Wise County</i>	220	1.30%	\$1.50	0.04%	1	0.31%
<i>Wythe County</i>	119	0.70%	\$34.10	0.95%	4	1.25%
<i>York County</i>	331	1.95%	\$4.00	0.11%	1	0.31%
<i>Not Publicly Announced</i>	427	2.52%	\$483.15	13.52%	7	2.19%
<b>Virginia Totals</b>	<b>16,939</b>		<b>\$3,572.49</b>		<b>320</b>	

Table 6

**2007****Virginia Employment and Capital Investment by Locality  
Totals Per 1,000 Residents**

<i>City/County</i>	<i>2007 Population Estimate (thousands)</i>	<i>Announced Employment per 1,000 Residents</i>	<i>Announced Investment per 1,000 Residents</i>	<i>Announcements per 1,000 Residents</i>
<i>Accomack County</i>	38.5	0.0	\$0	0.00
<i>Albemarle County</i>	93.1	0.0	\$0	0.00
<i>Alexandria</i>	140.0	0.9	\$69,060	0.02
<i>Alleghany County</i>	16.4	0.0	\$0	0.00
<i>Amelia County</i>	12.7	0.0	\$0	0.00
<i>Amherst County</i>	32.2	0.0	\$0	0.00
<i>Appomattox County</i>	14.2	0.0	\$0	0.00
<i>Arlington County</i>	204.6	4.5	\$31,774	0.04
<i>Augusta County</i>	70.9	2.1	\$352,500	0.01
<i>Bath County</i>	4.6	0.0	\$0	0.00
<i>Bedford City</i>	6.3	6.4	\$1,566,974	0.16
<i>Bedford County</i>	66.8	1.1	\$176,180	0.04
<i>Bland County</i>	6.9	2.5	\$435,856	0.29
<i>Botetourt County</i>	32.0	0.0	\$0	0.00
<i>Bristol</i>	17.6	2.8	\$56,841	0.06
<i>Brunswick County</i>	17.8	0.0	\$0	0.00
<i>Buchanan County</i>	23.9	0.0	\$0	0.00
<i>Buckingham County</i>	15.9	0.0	\$0	0.00
<i>Buena Vista</i>	6.5	0.0	\$0	0.00
<i>Campbell County</i>	52.8	1.4	\$449,470	0.08
<i>Caroline County</i>	27.3	4.1	\$5,186,570	0.11
<i>Carroll County</i>	29.1	0.0	\$0	0.00
<i>Charles City County</i>	7.2	0.0	\$0	0.00
<i>Charlotte County</i>	12.3	8.9	\$283,791	0.08
<i>Charlottesville</i>	41.2	0.0	\$0	0.00
<i>Chesapeake</i>	219.2	2.9	\$637,908	0.07
<i>Chesterfield County</i>	299.7	1.6	\$158,831	0.05
<i>Clarke County</i>	14.4	0.0	\$0	0.00
<i>Colonial Heights</i>	17.8	0.0	\$0	0.00
<i>Covington</i>	6.2	0.0	\$0	0.00
<i>Craig County</i>	5.1	0.0	\$0	0.00
<i>Culpeper County</i>	45.7	5.5	\$5,905,124	0.02
<i>Cumberland County</i>	9.6	0.0	\$0	0.00
<i>Danville</i>	44.9	6.7	\$1,166,930	0.13
<i>Dickenson County</i>	16.2	3.1	\$12,617,516	0.12
<i>Dinwiddie County</i>	25.7	3.1	\$0	0.04
<i>Emporia</i>	5.6	0.0	\$0	0.00
<i>Essex County</i>	10.9	0.0	\$0	0.00
<i>Fairfax City</i>	23.3	0.0	\$0	0.00
<i>Fairfax County</i>	1,010.2	3.3	\$124,003	0.05
<i>Falls Church</i>	10.9	0.0	\$0	0.00
<i>Fauquier County</i>	66.3	0.0	\$693,523	0.02
<i>Floyd County</i>	14.6	0.0	\$0	0.00
<i>Fluvanna County</i>	25.3	0.0	\$0	0.00
<i>Franklin City</i>	8.9	0.0	\$404,222	0.11

Table 7

<i>City/County</i>	<i>2007 Population Estimate (thousands)</i>	<i>Announced Employment per 1,000 Residents</i>	<i>Announced Investment per 1,000 Residents</i>	<i>Announcements per 1,000 Residents</i>
<i>Franklin County</i>	51.1	0.0	\$0	0.00
<i>Frederick County</i>	72.9	0.0	\$9,605	0.01
<i>Fredericksburg</i>	22.4	0.0	\$0	0.00
<i>Galax</i>	6.8	40.3	\$117,233	0.29
<i>Giles County</i>	17.2	0.0	\$0	0.00
<i>Gloucester County</i>	38.3	0.3	\$52,170	0.03
<i>Goochland County</i>	20.6	0.0	\$0	0.00
<i>Grayson County</i>	16.1	0.0	\$0	0.00
<i>Greene County</i>	17.9	0.0	\$0	0.00
<i>Greensville County</i>	11.9	4.2	\$570,853	0.08
<i>Halifax County</i>	35.5	0.0	\$0	0.00
<i>Hampton</i>	146.4	7.6	\$375,310	0.08
<i>Hanover County</i>	98.9	0.8	\$245,225	0.04
<i>Harrisonburg</i>	44.0	3.6	\$3,621,790	0.11
<i>Henrico County</i>	289.8	4.8	\$196,103	0.06
<i>Henry County</i>	55.5	3.5	\$370,877	0.07
<i>Highland County</i>	2.4	0.0	\$0	0.00
<i>Hopewell</i>	23.0	0.0	\$0	0.00
<i>Isle of Wight County</i>	35.0	0.0	\$0	0.00
<i>James City County</i>	61.2	0.0	\$0	0.00
<i>King &amp; Queen County</i>	6.9	0.0	\$0	0.00
<i>King George County</i>	22.6	0.0	\$0	0.00
<i>King William County</i>	15.7	0.0	\$0	0.00
<i>Lancaster County</i>	11.5	0.0	\$0	0.00
<i>Lee County</i>	23.5	12.4	\$179,021	0.09
<i>Lexington</i>	7.0	0.0	\$0	0.00
<i>Loudoun County</i>	278.8	2.3	\$475,651	0.02
<i>Louisa County</i>	32.0	3.3	\$17,208	0.06
<i>Lunenburg County</i>	13.0	2.7	\$410,969	0.08
<i>Lynchburg</i>	71.3	0.7	\$7,014	0.01
<i>Madison County</i>	13.7	0.0	\$0	0.00
<i>Manassas</i>	35.4	0.0	\$0	0.00
<i>Manassas Park</i>	11.4	0.0	\$0	0.00
<i>Martinsville</i>	14.6	3.3	\$82,316	0.21
<i>Mathews County</i>	9.0	0.0	\$0	0.00
<i>Mecklenburg County</i>	32.1	0.3	\$46,720	0.03
<i>Middlesex County</i>	10.6	0.0	\$0	0.00
<i>Montgomery County</i>	89.2	0.3	\$3,924	0.02
<i>Nelson County</i>	15.2	0.0	\$0	0.00
<i>New Kent County</i>	17.1	0.0	\$0	0.00
<i>Newport News</i>	179.2	1.3	\$110,520	0.03
<i>Norfolk</i>	235.7	0.1	\$53,023	0.01
<i>Northampton County</i>	13.4	0.0	\$0	0.00
<i>Northumberland County</i>	12.9	0.0	\$0	0.00
<i>Norton</i>	3.7	0.0	\$0	0.00
<i>Nottoway County</i>	15.8	6.6	\$161,853	0.06
<i>Orange County</i>	32.5	1.1	\$326,234	0.09
<i>Page County</i>	24.1	0.0	\$82,843	0.04
<i>Patrick County</i>	18.9	8.3	\$82,141	0.21
<i>Petersburg</i>	32.9	0.6	\$456,135	0.03

Table 7

<i>City/County</i>	<i>2007 Population Estimate (thousands)</i>	<i>Announced Employment per 1,000 Residents</i>	<i>Announced Investment per 1,000 Residents</i>	<i>Announcements per 1,000 Residents</i>
<i>Pittsylvania County</i>	60.8	8.7	\$369,908	0.05
<i>Poquoson</i>	11.9	0.0	\$0	0.00
<i>Portsmouth</i>	102.0	2.8	\$185,844	0.09
<i>Powhatan County</i>	27.8	0.0	\$0	0.00
<i>Prince Edward County</i>	21.4	2.8	\$46,816	0.05
<i>Prince George County</i>	35.9	15.1	\$13,972,023	0.03
<i>Prince William County</i>	360.4	1.5	\$1,058,625	0.06
<i>Pulaski County</i>	35.1	0.6	\$2,852	0.03
<i>Radford</i>	16.1	0.0	\$0	0.00
<i>Rappahannock County</i>	7.2	0.0	\$0	0.00
<i>Richmond</i>	200.1	1.3	\$15,990	0.02
<i>Richmond County</i>	9.2	0.0	\$0	0.00
<i>Roanoke City</i>	92.6	1.3	\$365,551	0.04
<i>Roanoke County</i>	90.4	0.6	\$242,756	0.03
<i>Rockbridge County</i>	21.5	0.0	\$0	0.00
<i>Rockingham County</i>	73.5	1.7	\$2,682,117	0.04
<i>Russell County</i>	28.8	0.9	\$34,676	0.03
<i>Salem</i>	25.2	0.0	\$396,306	0.04
<i>Scott County</i>	22.8	2.6	\$498,091	0.13
<i>Shenandoah County</i>	40.4	3.0	\$74,252	0.02
<i>Smyth County</i>	32.1	4.6	\$639,626	0.09
<i>Southampton County</i>	17.7	0.0	\$0	0.00
<i>Spotsylvania County</i>	119.2	0.0	\$0	0.00
<i>Stafford County</i>	120.7	0.0	\$0	0.00
<i>Staunton</i>	23.8	4.4	\$503,482	0.17
<i>Suffolk</i>	81.3	2.5	\$378,449	0.20
<i>Surry County</i>	7.1	0.0	\$0	0.00
<i>Sussex County</i>	12.2	0.0	\$0	0.00
<i>Tazewell County</i>	43.9	0.0	\$0	0.00
<i>Virginia Beach</i>	434.7	1.1	\$194,071	0.04
<i>Warren County</i>	36.3	0.0	\$0	0.00
<i>Washington County</i>	52.7	3.6	\$170,481	0.04
<i>Waynesboro</i>	21.7	1.0	\$4,618	0.05
<i>Westmoreland County</i>	17.3	0.0	\$0	0.00
<i>Williamsburg</i>	12.4	1.2	\$95,705	0.08
<i>Winchester</i>	25.7	0.2	\$924,882	0.04
<i>Wise County</i>	41.7	5.3	\$36,001	0.02
<i>Wythe County</i>	28.5	4.2	\$1,194,898	0.14
<i>York County</i>	61.3	5.4	\$65,284	0.02
<b>Virginia Totals</b>	<b>7,712.0</b>	<b>2.2</b>	<b>\$463,233</b>	<b>0.04</b>

Note:

Population data from the Weldon Cooper Center for Public Service, University of Virginia

Table 7

**2007****Virginia Metropolitan Statistical Area Summary**

MSA	Employment	% of Total	Investment (millions)	% of Total	Announcements	% of Total
Blacksburg-Christiansburg-Radford	44	0.3%	\$0.45	0.0%	3	0.9%
<i>New</i>	4		0		1	
<i>Expansion</i>	40		0		2	
Bristol	302	1.8%	\$21.34	0.6%	6	1.9%
<i>New</i>	232		18		3	
<i>Expansion</i>	70		3		3	
Charlottesville	0	0.0%	\$0.00	0.0%	0	0.0%
<i>New</i>	0		0		0	
<i>Expansion</i>	0		0		0	
Danville	830	4.9%	\$74.95	2.1%	9	2.8%
<i>New</i>	675		24		4	
<i>Expansion</i>	155		51		5	
Hampton Roads	3,348	19.8%	\$368.35	10.3%	82	25.6%
<i>New</i>	392		35		12	
<i>Expansion</i>	2,956		333		70	
Harrisonburg	285	1.7%	\$356.70	10.0%	8	2.5%
<i>New</i>	25		115		1	
<i>Expansion</i>	260		242		7	
Lynchburg	241	1.4%	\$45.86	1.3%	9	2.8%
<i>New</i>	40		10		1	
<i>Expansion</i>	201		36		8	
Northern Virginia	5,607	33.1%	\$701.59	19.6%	90	28.1%
<i>New</i>	1,248		141		16	
<i>Expansion</i>	4,359		560		74	
Richmond	3,087	18.2%	\$790.35	22.1%	49	15.3%
<i>New</i>	1,070		552		14	
<i>Expansion</i>	2,017		238		35	
Roanoke	169	1.0%	\$65.80	1.8%	8	2.5%
<i>New</i>	0		0		0	
<i>Expansion</i>	169		66		8	
Winchester	5	1.1%	\$24.50	2.7%	2	0.6%
<i>New</i>	5		24		1	
<i>Expansion</i>	0		1		1	

Table 8

MSA	Employment	% of Total	Investment (millions)	% of Total	Announcements	% of Total
Non-MSA Localities	2,594	15.3%	\$639.45	17.9%	47	14.7%
<i>New</i>	893		304		11	
<i>Expansion</i>	1,701		335		36	
Not Publicly Announced	427	2.5%	\$483.15	13.5%	7	2.2%
<b>MSA Totals</b>	<b>13,918</b>		<b>\$2,449.89</b>		<b>266</b>	
<b>Virginia Totals</b>	<b>16,939</b>		<b>\$3,572.49</b>		<b>320</b>	

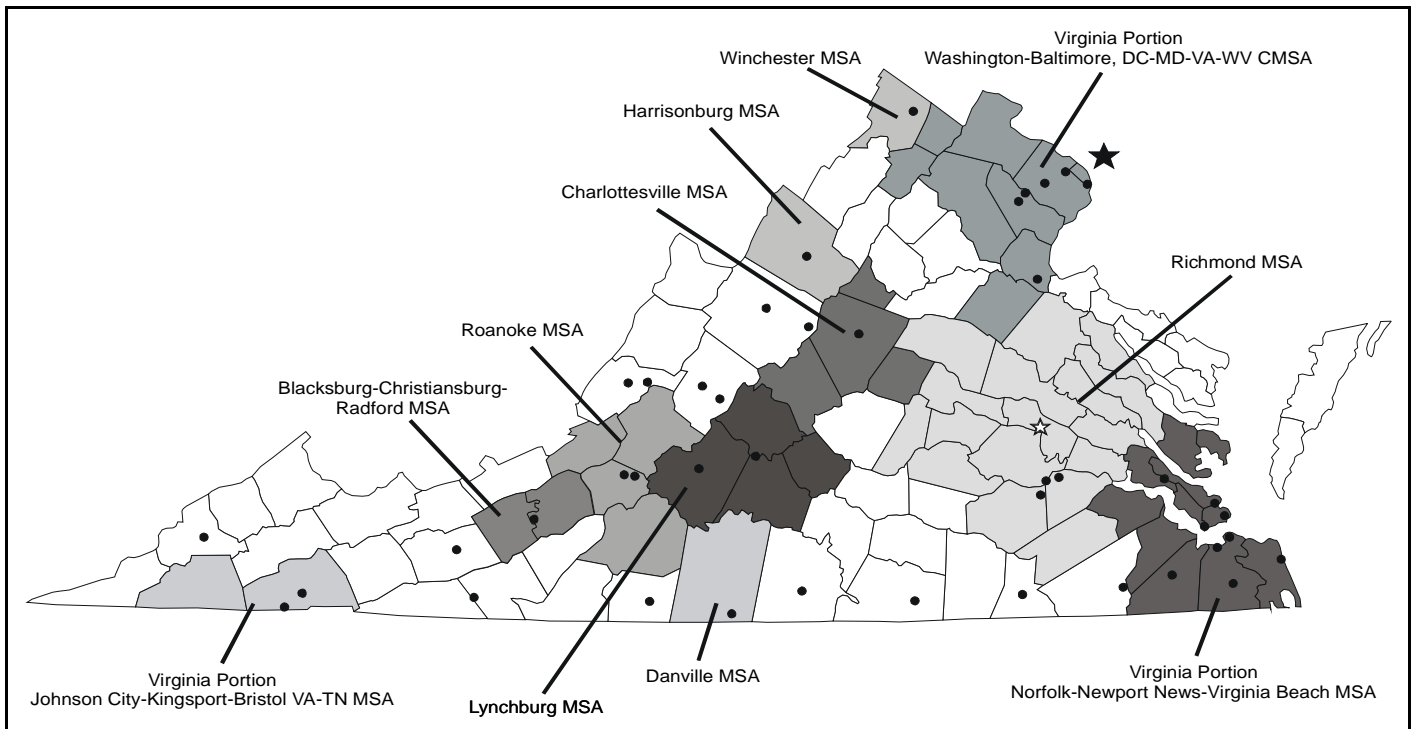


Table 8

**2007****Virginia Planning District Commission Summary**

Planning District Commission	Employment	% of Total	Investment (millions)	% of Total	Announcements	% of Total
1. LENOWISCO	570	3.4%	\$17.05	0.5%	6	1.9%
<i>New</i>	310		12		4	
<i>Expansion</i>	260		5		2	
2. Cumberland Plateau	76	0.4%	\$205.00	5.7%	3	0.9%
<i>New</i>	0		0		0	
<i>Expansion</i>	76		205		3	
3. Mount Rogers	801	4.7%	\$68.39	1.9%	14	4.4%
<i>New</i>	310		21		4	
<i>Expansion</i>	491		48		10	
4. New River Valley	44	0.3%	\$0.45	0.0%	3	0.9%
<i>New</i>	4		0		1	
<i>Expansion</i>	40		0		2	
5. Roanoke Valley - Alleghany	169	1.0%	\$65.80	1.8%	8	2.5%
<i>New</i>	0		0		0	
<i>Expansion</i>	169		66		8	
6. Central Shenandoah	562	3.3%	\$393.80	11.0%	14	4.4%
<i>New</i>	75		118		2	
<i>Expansion</i>	487		276		12	
7. Northern Shenandoah Valley	126	0.7%	\$29.50	0.8%	4	1.3%
<i>New</i>	5		24		1	
<i>Expansion</i>	121		6		3	
8. Northern Virginia	5,607	33.1%	\$655.59	18.4%	89	27.8%
<i>New</i>	1,248		141		16	
<i>Expansion</i>	4,359		514		73	
9. Rappahannock - Rapidan	285	1.7%	\$326.60	9.1%	5	1.6%
<i>New</i>	250		270		1	
<i>Expansion</i>	35		57		4	
10. Thomas Jefferson	105	0.6%	\$0.55	0.0%	2	0.6%
<i>New</i>	0		0		0	
<i>Expansion</i>	105		1		2	
11. Region 2000	241	1.4%	\$45.86	1.3%	9	2.8%
<i>New</i>	40		10		1	
<i>Expansion</i>	201		36		8	
12. West Piedmont	1,227	7.2%	\$98.30	2.8%	20	6.3%
<i>New</i>	675		24		4	
<i>Expansion</i>	552		74		16	
13. Southside	10	0.1%	\$1.50	0.0%	1	0.3%
<i>New</i>	10		2		1	
<i>Expansion</i>	0		0		0	
14. Piedmont	309	1.8%	\$12.40	0.3%	4	1.3%
<i>New</i>	145		9		2	
<i>Expansion</i>	164		4		2	

Table 9

Planning District Commission	Employment	% of Total	Investment (millions)	% of Total	Announcements	% of Total
15. Richmond Regional	2,227	13.1%	\$131.90	3.7%	41	12.8%
<i>New</i>	496		35		11	
<i>Expansion</i>	1,731		97		30	
16. RADCO	113	0.7%	\$141.50	4.0%	3	0.9%
<i>New</i>	12		1		1	
<i>Expansion</i>	101		141		2	
17. Northern Neck	0	0.0%	\$0.00	0.0%	0	0.0%
<i>New</i>	0		0		0	
<i>Expansion</i>	0		0		0	
18. Middle Peninsula	10	0.1%	\$2.00	0.1%	1	0.3%
<i>New</i>	0		0		0	
<i>Expansion</i>	10		2		1	
19. Crater	692	4.1%	\$523.20	14.6%	4	1.3%
<i>New</i>	612		523		3	
<i>Expansion</i>	80		0		1	
22. Accomack - Northampton	0	0.0%	\$0.00	0.0%	0	0.0%
<i>New</i>	0		0		0	
<i>Expansion</i>	0		0		0	
23. Hampton Roads	3,338	19.7%	\$369.95	10.4%	82	25.6%
<i>New</i>	392		35		12	
<i>Expansion</i>	2,946		335		70	
Not Publicly Announced	427	2.5%	\$483.15	13.5%	7	2.2%
<b>Virginia Totals</b>	<b>16,939</b>		<b>\$3,572.49</b>		<b>320</b>	

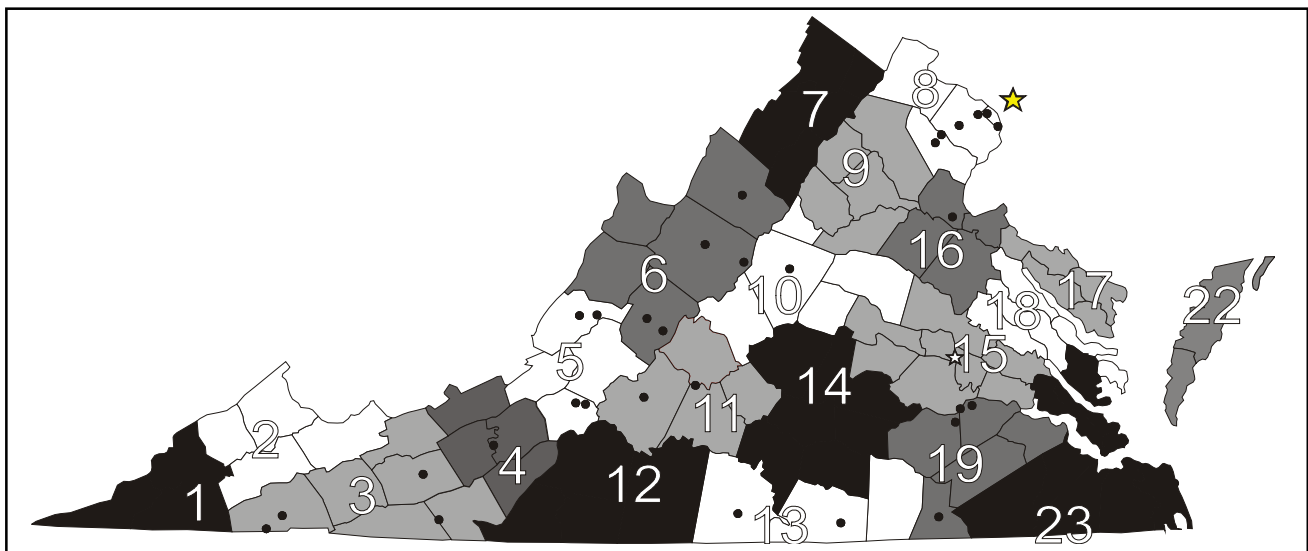


Table 9

**1997 - 2007**

**Virginia Foreign-Affiliated Announcements**

Year	Employment	% of Year's Total	Investment (millions)	% of Year's Total	Announcements	% of Year's Total
1997	4,729	17.6%	\$339.25	13.2%	74	0.6%
New	1,545		\$138.10		36	
Expansion	3,184		\$201.15		38	
1998	2,758	6.0%	\$207.22	9.4%	52	0.3%
New	1,005		\$67.99		21	
Expansion	1,753		\$139.23		31	
1999	5,212	11.7%	\$478.55	14.5%	68	0.5%
New	1,381		\$137.86		28	
Expansion	3,831		\$340.69		40	
2000	4,707	10.6%	\$539.38	12.0%	68	0.6%
New	1,551		\$124.82		27	
Expansion	3,156		\$414.56		41	
2001	3,550	10.5%	\$326.36	10.9%	61	1.0%
New	985		\$76.15		19	
Expansion	2,565		\$250.21		42	
2002	2,957	12.2%	\$177.18	8.8%	43	0.6%
New	493		\$48.50		15	
Expansion	2,464		\$128.68		28	
2003	2,716	9.6%	\$605.30	15.2%	49	0.6%
New	428		\$16.63		13	
Expansion	2,288		\$588.67		36	
2004	5,008	11.1%	\$1,549.94	45.0%	40	0.4%
New	317		\$464.00		5	
Expansion	4,691		\$1,085.94		35	
2005	3,850	12.0%	\$458.64	11.0%	54	0.6%
New	1,793		\$190.64		18	
Expansion	2,057		\$268.00		36	
2006	3,688	14.7%	\$696.99	31.9%	59	0.9%
New	1,872		\$543.17		20	
Expansion	1,816		\$153.83		39	
2007	2,346	13.8%	\$829.98	23.2%	44	0.9%
New	1,226		\$636.80		13	
Expansion	1,120		\$193.18		31	
<b>Totals</b>	<b>41,521</b>		<b>\$6,208.78</b>		<b>612</b>	

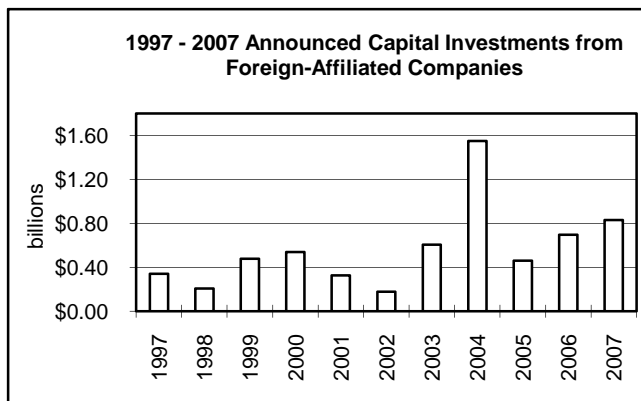


Table 10

### 2007 Virginia Foreign-Affiliated Announcements by Country

Country	Employment	% of Total	Investment (millions)	% of Total	Announcements	% of Total
Australia	5	0.2%	\$0.50	0.1%	1	2.3%
Austria	60	2.6%	\$10.00	1.2%	2	4.5%
Belgium	0	0.0%	\$3.00	0.4%	1	2.3%
Brazil	0	0.0%	\$1.25	0.2%	1	2.3%
Canada	143	6.1%	\$12.85	1.5%	3	6.8%
England	50	2.1%	\$0.30	0.0%	1	2.3%
France	20	0.9%	\$14.00	1.7%	1	2.3%
Germany	503	21.4%	\$164.60	19.8%	9	20.5%
India	35	1.5%	\$14.00	1.7%	1	2.3%
Japan	350	14.9%	\$45.00	5.4%	6	13.6%
Netherlands	26	1.1%	\$10.53	1.3%	3	6.8%
Saudi Arabia	15	0.6%	\$0.00	0.0%	1	2.3%
Spain	50	2.1%	\$5.90	0.7%	3	6.8%
Sweden	0	0.0%	\$1.70	0.2%	1	2.3%
Switzerland	150	6.4%	\$28.00	3.4%	3	6.8%
UK	939	40.0%	\$518.35	62.5%	7	15.9%
<b>Virginia Totals</b>	<b>2,346</b>		<b>\$829.98</b>		<b>44</b>	

### 2007 Virginia Foreign-Affiliated Announcements by NAICS Code

NAICS Major Grouping	Employment	% of Total	Investment (millions)	% of Total	Announcements	% of Total
311 Food Products	123	5.2%	\$62.30	7.5%	7	15.9%
314 Textile Product Mills	10	0.4%	\$0.00	0.0%	1	2.3%
325 Chemicals	4	0.2%	\$10.00	1.2%	3	6.8%
326 Plastics & Rubber Products	35	1.5%	\$14.00	1.7%	1	2.3%
327 Stone, Clay, Glass	52	2.2%	\$24.80	3.0%	3	6.8%
332 Fabricated Metal Products	10	0.4%	\$25.00	3.0%	1	2.3%
333 Machinery	69	2.9%	\$34.80	4.2%	5	11.4%
334 Computer Equipment	200	8.5%	\$11.00	1.3%	2	4.5%
336 Transportation Equipment	667	28.4%	\$516.25	62.2%	3	6.8%
423 Distribution - Durables	50	2.1%	\$5.40	0.7%	6	13.6%
424 Distribution - Nondurables	6	0.3%	\$0.23	0.0%	1	2.3%
524 Insurance-related Activities	100	4.3%	\$1.00	0.1%	1	2.3%
541 Technical Services	444	18.9%	\$6.20	0.7%	6	13.6%
551 Headquarters/Division Offices	501	21.4%	\$119.00	14.3%	2	4.5%
561 Administrative Services	60	2.6%	\$0.00	0.0%	1	2.3%
813 Business Associations	15	0.6%	\$0.00	0.0%	1	2.3%
<b>Virginia Totals</b>	<b>2,346</b>		<b>\$829.98</b>		<b>44</b>	